



Hydraulic  
Power  
Panama

# RUBBER HOSE CATALOG

## | ¿QUIÉNES SOMOS?

Somos una compañía especializada en la comercialización y distribución de productos hidráulicos. Brindamos un excelente servicio, acompañamiento y calidad certificada en nuestros productos. Nuestro servicio de calidad transforma las necesidades de los clientes generando credibilidad y satisfacción a sus requerimientos. Contamos con un equipo especializado en atención óptima y de calidad que acompaña al cliente durante y después de la venta.

## MISIÓN |

Hydraulic Power Panama busca brindar un servicio de calidad, eficiencia y confiabilidad transformando los requerimientos de nuestros clientes en soluciones efectivas para ser la elección número uno de nuestros clientes.

## | VISIÓN

Convertirnos para el año 2024 en una compañía que represente la solidez en el servicio y suministro de productos importados, siendo reconocidos en el mercado como una empresa que representa la excelencia y eficiencia con sus clientes manteniendo su satisfacción.

# Contents

## AIR HOSE

Textile reinforced air hose-----	01-02
Multi-purpose hose 300PSI-----	03
Jackhammer air hose-----	04
Rubber layflat air hose-----	04
Wire reinforced air hose 600PSI-----	05
Hot air blower hose-----	06
Aeration hose-----	06

## WATER HOSE

Water discharge hose 150 PSI-----	07
Water suction hose 150 PSI-----	08
Water discharge hose 300 PSI-----	09
Water suction hose 250 PSI-----	10
Non-conductive furnace door hose-----	11
Washdown hose-----	11
Pressure washer hose-----	12
3/8 inch pressure washer hose-----	12
Water blasting hose-----	13
Tank cleaning hose-----	13
Sewer flushing hose 250bar-----	13
Ultra high pressure hose-----	14
Sewer jetting hose-----	15
Sewer cleaning hose-----	15

## OIL HOSE

Nitrile fuel hose 300 PSI-----	16
Textile cover fuel hose/ GLP Hose-----	16
Nitrile fuel discharge hose 150 PSI-----	17
Nitrile fuel discharge hose 300 PSI-----	18
Nitrile petrol suction hose 150 PSI-----	19
Nitrile petrol suction hose 300 PSI-----	20
Nitrile petrol suction hose 400 PSI-----	21
Frack oilfield fuel discharge hose 400 PSI-----	21
Tank truck oil hose 150PSI-----	22
Nitrile petrol suction hose 40 BAR-----	22
Dock oil transfer hose-----	23
Fuel dispenser hose-----	24
Hot tar & asphalt suction hose 150 PSI-----	24
High pressure grease hose-----	25
Lubrication/grease hose-----	25

Floating marine oil hose-----	26
<b>CHEMICAL HOSE</b>	
Composite hose-----	27
UHMWPE chemical discharge hose 150PSI-----	28
UHMWPE chemical discharge hose 250PSI-----	28
UHMWPE chemical suction hose 150PSI-----	29
UHMWPE chemical suction hose 250PSI-----	29
Airless paint spray hose-----	30
<b>FOOD GRADE HOSE</b>	
Food discharge hose 150PSI-----	31
Food discharge hose 250PSI-----	31
Food suction hose 150 PSI-----	32
Food suction hose 250 PSI-----	32
<b>WELDING &amp; GAS HOSE</b>	
Oxygen hose-----	33
Acetylene hose-----	33
Twin welding hose-----	34
LPG/Propane gas hose-----	34
<b>MATERIAL HANDLING HOSE</b>	
Sandblast hose 12bar-----	35
Bulk material suction hose-----	36
Bulk material discharge hose-----	37
NR rubber tubing for abrasive materials-no pressure-----	38
Suction hose for street sweepers -----	38
Concrete placement hose 800 PSI-----	39
Concrete placement hose 85bar/1230psi-----	39
Plaster & grout hose 40bar/600 PSI-----	40
Red gum heavy duty vacuum hose-----	40
Mining slurry hose-----	41
Peristaltic pump hose-----	41
Layflat cement discharge hose-----	42
PTFE hose-----	42
<b>DREDGING HOSE</b>	
Suction dredging hose-----	43
Discharge dredging hose-----	44
Floating dredging hose-----	45
Mining hose and expansion joints-----	46-47
<b>STEAM HOSE</b>	
EPDM steam hose 170 °C-----	48
EPDM steam hose 232 °C-----	48
<b>HYDRAULIC HOSE</b>	
SAE100 R1/EN 853 1SN-----	49
SAE100 R2 AT/EN 853 2SN-----	50
Hydraulic oil hose 150 °C-----	51

SAE100 R3-----	52
SAE100 R4-----	52
SAE100 R5-----	53
SAE100 R6-----	53
SAE100 R7-----	54
SAE100 R8-----	55
SAE100 R9/R10R12-----	56
SAE100 R13-----	56
SAE100 R14-----	57
SAE100 R15-----	58
SAE100 R16-----	58
SAE100 R17-----	59
EN854 1TE-----	59
EN854 2TE-----	60
EN854 3TE-----	60
EN856 4SP-----	61
EN856 4SH-----	61
EN857 1SC-----	62
EN857 2SC-----	62
Micro pressure test hose-----	63
<b>OIL FIELD HOSE</b>	
Rotary drilling hose-----	64-65
BOP hose-----	66
Choke and kill hose-----	67
Hammer union-----	68
<b>LAYFLAT FIRE HOSE</b>	
Rubber lining layflat fire hose-----	69
PVC lining layflat fire hose-----	69
PU lining layflat fire hose-----	70
Double jacket layflat hose-----	70
Rubber covered layflat hose-----	71
Rubber/PVC lining layflat fire hose-----	71
<b>AUTO RUBBER HOSE</b>	
Rubber fuel hose SAE J30 R6-----	72
Rubber heater hose SAE J20 R3-----	72
Rubber brake hose SAE J1401-----	73
Rubber brake hose SAE J1402-----	73
Rubber air conditioner hose-----	74
Oil cooler hose-----	74
Power steering hose SAE J188-----	75
EPDM radiator hose-----	75
Air intake hose-----	76
EPDM radiator hose-----	76

Seal strip epdm,silicone-----	77
Rubber shock absorber bellows,dust cover-----	77
<b>SILICONE HOSE</b>	
Silicone meter hose-----	78
Silicone straight coupler-----	78
Silicone elbow hose-----	79-80
Silicone reducer hose-----	81-83
Silicone hump hose-----	84
Silicone t hose-----	85
Silicone corrugated hose-----	86
OEM silicone hose-----	87
Silicone heater hose-----	88
Corona treater silicone sleeve-----	88
Silicone vacuum hose-----	89
Silicone braided hose-----	90
Silicone steel wire hose-----	91
<b>HOSE PROTECTION GUARD</b>	
PP spiral guard-----	92
Silicone fire sleeve-----	93
Nylon fabric guard-----	94
Spring guard-----	94
<b>RUBBER SHEETS</b>	
SBR rubber sheet-----	95
NBR rubber sheet-----	95
Anti-slip rubber sheet-----	95
Silicone rubber sheet-----	95
<b>COUPLINGS AND CLAMPS</b>	
Camlock-----	96
Air hose coupling-----	97
Storz,bauer coupling-----	98
Sandblast coupling-----	99
Ground joint coupling-----	99
Strainers-----	100
KC nipple/hose mender-----	100
Flanges/valve-----	101
Coupling-----	102-103
Hydraulic fittings-----	104-105
Clamps-----	106-107
<b>CRIMPING MACHINE</b>	
Hydraulic hose crimping machine-----	108-110
Hydraulic hose cutting machine-----	110-111
Hydraulic hose skiving machine-----	111
Hose test benches-----	111

# AIR HOSE

## TEXTILE REINFORCED AIR HOSE



### Construction:

**Tube:** NR & SBR synthetic rubber, black color.

**Reinforcement:** 1ply or 2ply high tensile polyester thread braiding, Multi ply high tensile fabric

**Cover:** NR & SBR synthetic rubber, smooth or wrapped surface, black, yellow, red available

### Application:

Mainly used for conveying of air, inert gas and water in mining, construction, engineering, shipbuilding, steel

production etc.

### Temperature:

-40°C (-104 °F) to 70°C +158 °F

### Characteristics:

- Oil mist resistant tube
- Anti-aging synthetic rubber
- Weather and ozone resistant
- Excellent abrasion resistance

## AIR HOSE WRAPPED SURFACE 300PSI

Item Code	I.D		O.D	W.P		B.P		L	
	inch	mm	mm	bar	psi	bar	psi	m	ft
CAH-005	3/16"	4.8	12	20	300	60	900	100	330
CAH-006	1/4"	6.4	13	20	300	60	900	100	330
CAH-008	5/16"	7.9	15	20	300	60	900	100	330
CAH-010	3/8"	9.5	17	20	300	60	900	100	330
CAH-012	1/2"	12.7	23	20	300	60	900	100	330
CAH-019	3/4"	19.1	30	20	300	60	900	100	330
CAH-025	1"	25.4	37	20	300	60	900	100	330
CAH-032	1-1/4"	31.8	46	20	300	60	900	60	200
CAH-038	1-1/2"	38.1	52	20	300	60	900	60	200
CAH-050	2"	50.8	68	20	300	60	900	60	200
CAH-064	2-1/2"	63.5	80	20	300	60	900	60	200
CAH-076	3"	76.2	92	20	300	60	900	60	200
CAH-102	4"	101.6	120	20	300	60	900	60	200

## TEXTILE REINFORCED AIR HOSE

### AIR HOSE SMOOTH SURFACE 300PSI

Item Code	I.D.		O.D.	W.P.		B.P.		L	
	inch	mm	mm	bar	psi	bar	psi	m	ft
RAS-005	3/16"	4.8	12	20	300	60	900	100	330
RAS-006	1/4"	6.4	13	20	300	60	900	100	330
RAS-008	5/16"	7.9	15	20	300	60	900	100	330
RAS-010	3/8"	9.5	17	20	300	60	900	100	330
RAS-012	1/2"	12.7	21	20	300	60	900	100	330
RAS-016	5/8"	15.9	26	20	300	60	900	100	330
RAS-019	3/4"	19.1	29	20	300	60	900	100	330
RAS-025	1"	25.4	36	20	300	60	900	100	330
RAS-032	1-1/4"	31.8	44	15	225	45	675	60	200
RAS-038	1-1/2"	38.1	54	15	225	45	675	60	200
RAS-050	2"	50.8	66	15	225	45	675	60	200

### AIR HOSE WRAPPED SURFACE 400PSI

Item Code	I.D.		O.D.	W.P.		B.P.		L	
	inch	mm	mm	bar	psi	bar	psi	m	ft
CAH4-005	3/16"	4.8	12	28	400	84	1200	100	330
CAH4-006	1/4"	6.4	13	28	400	84	1200	100	330
CAH4-008	5/16"	7.9	15	28	400	84	1200	100	330
CAH4-010	3/8"	9.5	17	28	400	84	1200	100	330
CAH4-012	1/2"	12.7	23	28	400	84	1200	100	330
CAH4-019	3/4"	19.1	30	28	400	84	1200	100	330
CAH4-025	1"	25.4	37	28	400	84	1200	100	330
CAH4-032	1-1/4"	31.8	46	28	400	84	1200	60	200
CAH4-038	1-1/2"	38.1	52	28	400	84	1200	60	200
CAH4-050	2"	50.8	68	28	400	84	1200	60	200





## MULTI-PURPOSE HOSE 300PSI

**Construction:**

Tube and Cover: Rubber or TPR (NBR/PVC), smooth, oil resistance  
 Reinforcement: 1ply or 2ply polyester thread braiding

**Application:**

For air, oil and medium grade fuels used in construction, shipyards, mining and agriculture.

**Temperature:**

-30°C (- 22°F) to + 80°C (+ 176°F)

**Characteristics:**

- Oil mist resistant tube and cover.
- Ozone and weather resistant.
- Resistant to ultra-violet (UV)



### Rubber Multipurpose Hose

Item Code	I.D		O.D	W.P		B.P		L	
	inch	mm	mm	bar	psi	bar	psi	m	ft
MPH-005	3/16"	4.8	12	20	300	60	900	100	330
MPH-006	1/4"	6.4	13	20	300	60	900	100	330
MPH-008	5/16"	7.9	15	20	300	60	900	100	330
MPH-010	3/8"	9.5	17	20	300	60	900	100	330
MPH-012	1/2"	12.7	21	20	300	60	900	100	330
MPH-016	5/8"	15.9	26	20	300	60	900	100	330
MPH-019	3/4"	19.1	29	20	300	60	900	100	330
MPH-025	1"	25.4	36	20	300	60	900	100	330
MPH-032	1-1/4"	31.8	44	15	225	45	675	60	200
MPH-038	1-1/2"	38.1	54	15	225	45	675	60	200
MPH-050	2"	50.8	66	15	225	45	675	60	200

### TPR(Rubber & Pvc Mixed) Multipurpose Hose

Item Code	I.D		O.D	W.P		B.P		L	M <sup>3</sup>	kg
	inch	mm	mm	bar	psi	bar	psi	m	m	Kg/m
RTPR--06	1/4"	6	12	20	300	60	900	100	440x440x110	0.114
RTPR--08	5/16"	8	15	20	300	60	900	100	490x490x120	0.171
RTPR--10	3/8"	10	17	20	300	60	900	100	500x500x125	0.200
RTPR--13	1/2"	13	22	20	300	60	900	50	480x480x135	0.334
RTPR--16	5/8"	16	25	20	300	60	900	50	480x480x150	0.391
RTPR--19	3/4"	19	28	20	300	60	900	50	520x520x185	0.448
RTPR--25	1"	25	35	20	300	60	900	50	590x590x210	0.636

## JACK HAMMER AIR HOSE



**Construction:**

Tube: NR & SBR synthetic rubber, black color.  
 Reinforcement: 1ply or 2ply high tensile polyester thread braiding  
 Cover: NR & SBR synthetic rubber, smooth or wrapped surface, black, yellow, red available

**Application:**

For jackhammer applications.

**Temperature:**

-40°C (-104 °F ) to 70°C (+158 °F)

**Characteristics:**

- Assembly with coupling available
- No leaking
- Easy to handle.
- Weather, heat and ozone resistant.
- Excellent abrasion resistance.

Item Code	I.D		O.D	W.P		B.P		L	
	inch	mm	mm	bar	psi	bar	psi	m	ft
JAH-019	3/4"	19.1	29	20	300	60	900	100	330
JAH-025	1"	25.4	36	20	300	60	900	100	330

## RUBBER LAYFLAT COMPRESSED AIR HOSE

**Construction:**

Inner and cover: 1.Nitril synthetic rubber  
 2. TPR(thermoplastic rubber )


Reinforcement: polyester woven jacket

**Application:**

Layflat compressed air hose is designed for air compressors, pneumatic tools, Rock drill, automated air line, air supply, construction equipment and so on.

**Characteristic:**

- Unique woven construction-Resists kinking stretching and twisting
- Resistance to oil contaminated air, weathering and abrasion
- Lightweight and flexible, easy handling, easy to store



Item Code	L		W.P		B.P		L
	inch	mm	bar	psi	bar	psi	ft
LAH019	3/4	19.1	27	400	81	1200	100/200
LAH025	1	25.4	27	400	81	1200	100/200
LAH038	1 1/2	38.1	20	300	60	900	100/200
LAH051	2	50.8	14	200	42	600	100/200
LAH076	3	76.2	14	200	42	600	100/200
LAH102	4	101.6	14	200	42	600	100/200
LAH152	6	152.4	14	200	42	600	100/200

## WIRE REINFORCED AIR HOSE 600 PSI



**Construction:**

Tube: NR & SBR synthetic rubber, black color.  
 Reinforcement: High tensile steel wire braiding or spiral  
 Cover: NR & SBR synthetic rubber, black, yellow, grey available

**Application:**

For heavy duty air supply where high temperature is required. For use with high-temperature compressors without an after-cooler, mining, quarries, construction, industrial air placement, sand blasting and heavy duty equipment.

**Temperature:**

- 30°C (-22°F) to + 80°C (+176°F)

**Characteristics:**

- Oil mist resistant tube
- High working pressure
- Weather and ozone resistant
- Excellent abrasion resistance

Item Code	I.D.		O.D.	W.P.		B.P.		L	
	inch	mm	mm	bar	psi	bar	psi	m	ft
CAH6-012	1/2"	12.7	23	42	600	126	1800	30.5	100
CAH6-019	3/4"	19.1	30	42	600	126	1800	30.5	100
CAH6-025	1"	25.4	37	42	600	126	1800	30.5	100
CAH6-032	1-1/4"	31.8	46	42	600	126	1800	30.5	100
CAH6-038	1-1/2"	38.1	52	42	600	126	1800	30.5	100
CAH6-050	2"	50.8	68	42	600	126	1800	30.5	100
CAH6-064	2-1/2"	63.5	80	42	600	126	1800	30.5	100
CAH6-076	3"	76.2	92	42	600	126	1800	30.5	100
CAH6-102	4"	101.6	123	42	600	126	1800	30.5	100
CAH6-152	6"	152	175	42	600	126	1800	30.5	100

## HOT AIR BLOWER HOSE

**Construction:**  
 Tube: Black EPDM  
 Reinforcement: Multiple plies of polyester tire cord with wire helix  
 Cover: Black heat resistant EPDM rubber

**Application:**  
 Hot Air Blower flexible lightweight hose designed for transferring hot air to tanks on dry bulk material trucks.

- Characteristic:**
- EPDM tube and cover for high heat resistance.
  - Temperature range up to +177°C (intermittent)
  - Excellent flexibility, excellent anti aging.
  - All sizes are full vacuum

**Temperature:**  
 -30°F (-35°C) to +300°F (+149°C)  
 up to 325°F (+177°C) on an intermittent basis.  
 Not for steam service



Item Code	I.D.		O.D	W.P		B.P.		Max L	
	inch	mm	mm	bar	psi	bar	psi	m	ft
HABH038	1-1/2"	38	50	10	150	30	450	61	200
HABH050	2"	50.8	64	10	150	30	450	61	200
HABH064	2-1/2"	64	76	10	150	30	450	61	200
HABH076	3"	76.2	91	10	150	30	450	61	200
HABH089	3-1/2"	89	104	7	100	21	300	61	200
HABH102	4"	102	120	5	75	15	225	61	200
HABH127	5"	127	144	5	75	15	225	61	200
HABH152	6"	152	170	5	75	15	225	30.5	100

## AERATION HOSE

- Construction:** NR&PE compound
- Specification:**
- Outer diameter: 10-28mm
  - The bubble diameter: 20-50um
  - The air flow: 3-12 cubic meters/HRM
  - Applicable water depth: 0-6 meters
  - Wall thickness: 2mm above
  - Dynamic power: 02 / kw. Hr

**Applications:**  
 Used to make the dissolved oxygen in the water reach higher amount and enhance the air density. Apply to aquaculture, sewage treatment, garden irrigation, greenhouse.

- Characteristics:**
- Cold resistance (-40°C, 8h)
  - Tensile strength ≥ 2.2 Mpa
  - Tensile elongation ≥ 130 percent



Item Code	Outer Diameter (mm)	Wall Diameter (mm)	Inside (mm)	Weight (g/m)	Meter/bundle	Item Code	Outer Diameter (mm)	Wall Diameter (mm)	Inside (mm)	Weight (g/m)	Meter/bundle	
Ø10-15-C	10	1.5	7	45	200	Ø25-40-C	25	4	17	240	100	
Ø10-15-BC						Ø25-40-BC						245
Ø10-15-B						Ø25-40-B						250
Ø14-25-C	14	2.5	9	85	200	Ø25-50-C	25	5	15	295	100	
Ø14-25-BC				Ø25-50-BC		300						
Ø14-25-B				Ø25-50-B		305						
Ø16-30-C	16	3	10	115	200	Ø25-60-C	25	6	13	310	100	
Ø16-30-BC				Ø25-60-BC		315						
Ø16-30-B				Ø25-60-B		320						
Ø18-35-C	18	3.5	11	150	200	Ø25-70-C	25	7	11	335	100	
Ø18-35-BC				Ø25-70-BC		340						
Ø18-35-B				Ø25-70-B		350						
Ø20-35-C	20	3.5	13	160	100	Ø28-40-C	28	4	20	290	100	
Ø20-35-BC				Ø28-40-BC		295						
Ø20-35-B				Ø28-40-B		300						
Ø21-40-C	21	4	13	200	100	Ø28-60-C	28	6	16	340	100	
Ø21-40-BC				Ø28-60-BC		350						
Ø21-40-B				Ø28-60-B		360						
Ø22-40-C	22	4	14	205	100							
Ø22-40-BC												
Ø22-40-B												

## WATER DISCHARGE HOSE 150 PSI



**Construction:**

Tube:Black,smooth,NR,SBR rubber compound.  
 Reinforcement:Multi plies high strength synthetic fibre  
 Cover:Black,smooth,cloth impression, SBR rubber compound

**Application:**

Designed for water and non-corrosive fluids used in construction ,mines and light duty industrial applications.

**Temperature:**

-40°C (-104 °F) +70°C (+158 °F)

**Characteristics:**

- Weathering and ozone resistant.
- Flexible and light weight
- Max 60m/200ft

Item Code	I.D		O.D	W.P		B.P		L	
	inch	mm	mm	bar	psi	bar	psi	m	ft
WDH1-005	3/16"	4.8	12	10	150	30	450	100	330
WDH1-006	1/4"	6.4	13	10	150	30	450	100	330
WDH1-008	5/16"	7.9	15	10	150	30	450	100	330
WDH1-009	3/8"	9.5	16	10	150	30	450	100	330
WDH1-012	1/2"	12.7	22	10	150	30	450	100	330
WDH1-016	5/8"	15.9	26	10	150	30	450	100	330
WDH1-019	3/4"	19.1	29	10	150	30	450	100	330
WDH1-022	7/8"	22.2	32	10	150	30	450	100	330
WDH1-025	1"	25.4	35	10	150	30	450	100	330
WDH1-032	1-1/4"	31.8	42	10	150	30	450	60	200
WDH1-038	1-1/2"	38.1	48	10	150	30	450	60	200
WDH1-050	2"	50.8	62	10	150	30	450	60	200
WDH1-063	2-1/2"	63.5	76	10	150	30	450	60	200
WDH1-076	3"	76.2	89	10	150	30	450	60	200
WDH1-089	3-1/2"	88.9	103	10	150	30	450	60	200
WDH1-102	4"	101.6	116	10	150	30	450	60	200
WDH1-127	5"	127	142	10	150	30	450	30	100
WDH1-152	6"	152.4	167	10	150	30	450	30	100
WDH1-203	8"	203.2	219	10	150	30	450	30	100
WDH1-254	10"	254	274	10	150	30	450	12	40
WDH1-305	12"	304.8	322	10	150	30	450	12	40

## WATER SUCTION HOSE 150 PSI



**Construction:**

Tube:Black,smooth,NR,SBR rubber compound.

Reinforcement:Multi plies High strength synthetic fibre and helix steel wire

Cover:Black,smooth,cloth impression,SBR rubber compound

**Temperature:**

-30°C (- 22°F) to + 80°C (+ 176°F)

**Application:**

Hardwall hose designed for suction and discharge of water,and non-corrosive fluids used in construction sites and light duty industrial applications.Ideal high pressure water discharge hose for rugged, tough operating conditions

**Characteristics:**

- weathering and ozone resistant.
- Anti-aging cover compound
- Flexible and light weight

Item Code	I.D		O.D	W.P		B.P		VACUUM	L	
	inch	mm	mm	bar	psi	bar	psi	bar	m	ft
WSDH-019	3/4"	19.1	30	10	150	30	450	0.8	60	200
WSDH-025	1"	25.4	36	10	150	30	450	0.8	60	200
WSDH-032	1-1/4"	31.8	44	10	150	30	450	0.8	60	200
WSDH-038	1-1/2"	38.1	51	10	150	30	450	0.8	60	200
WSDH-050	2"	50.8	64	10	150	30	450	0.8	60	200
WSDH-063	2-1/2"	63.5	77	10	150	30	450	0.8	60	200
WSDH-076	3"	76.2	90	10	150	30	450	0.8	60	200
WSDH-089	3-1/2"	88.9	104	10	150	30	450	0.8	60	200
WSDH-102	4"	101.6	118	10	150	30	450	0.8	30	200
WSDH-127	5"	127	145	10	150	30	450	0.8	30	100
WSDH-152	6"	152.4	170	10	150	30	450	0.8	30	100
WSDH-203	8"	203.2	224	10	150	30	450	0.8	30	100
WSDH-276	10"	254	276	10	150	30	450	0.8	12	40
WSDH-326	12"	304	326	10	150	30	450	0.8	12	40
WSDH-378	14"	350	378	10	150	30	450	0.8	12	40

## WATER DISCHARGE HOSE 300PSI



### Construction:

**Tube:**Black,smooth,NR,SBR rubber compound.  
**Reinforcement:**Multi plies high strength synthetic fibre  
**Cover:**Black,smooth,cloth impression, SBR rubber compound,

### Application:

Designed for water and non-corrosive fluids used in construction ,mines and light duty industrial.

### Temperature:

-40°C (-104 °F )to+70°C (+158 °F)

### Characteristics:

- Weathering and ozone resistant.
- Flexible and high working pressure
- Excellent for tough working conditions

Item Code	I.D		O.D	W.P		B.P		L	
	inch	mm	mm	bar	psi	bar	psi	m	ft
WDH2-005	3/16"	4.8	12	20	300	60	900	100	330
WDH2-006	1/4"	6.4	13	20	300	60	900	100	330
WDH2-008	5/16"	7.9	15	20	300	60	900	100	330
WDH2-009	3/8"	9.5	16	20	300	60	900	100	330
WDH2-012	1/2"	12.7	22	20	300	60	900	100	330
WDH2-016	5/8"	15.9	26	20	300	60	900	100	330
WDH2-019	3/4"	19.1	29	20	300	60	900	100	330
WDH2-025	1"	25.4	36	20	300	60	900	100	330
WDH2-032	1-1/4"	31.8	44	17	250	51	750	60	200
WDH2-038	1-1/2"	38.1	51	17	250	51	750	60	200
WDH2-050	2"	50.8	65	17	250	51	750	60	200
WDH2-063	2-1/2"	63.5	78	17	250	51	750	60	200
WDH2-076	3"	76.2	91	17	250	51	750	60	200
WDH2-089	3-1/2"	88.9	108	17	250	51	750	60	200
WDH2-102	4"	101.6	120	17	250	51	750	60	200
WDH2-127	5"	127	148	17	250	51	750	30	100
WDH2-152	6"	152.4	173	17	250	51	750	30	100
WDH2-203	8"	203.2	228	17	250	51	750	30	100
WDH2-254	10"	254	280	17	250	51	750	12	40
WDH2-304	12"	304.8	330	17	250	51	750	12	40

## WATER SUCTION HOSE 300 PSI



**Construction:**

Tube:Black,smooth,NR,SBR rubber compound.  
Reinforcement:Multi plies High strength synthetic fibre and helix steel wire  
Cover:Black,smooth,cloth impression,SBR rubber compound

**Temperature:**

-30°C (- 22°F) to + 80°C (+ 176°F)

**Application:**

Hardwall hose designed for suction and discharge of water,and non-corrosive fluids used in construction,mines,and light duty industrial

**Characteristics:**

- Weathering and ozone resistat.
- Ideal for high pressure water suction
- Excellent for tough working conditions

Item Code	I.D		O.D	W.P		B.P		VACUUM	L	
	inch	mm	mm	bar	psi	bar	psi	bar	m	ft
WSH2-019	3/4"	19.1	31	20	300	60	900	0.8	60	200
WSH2-025	1"	25.4	38	20	300	60	900	0.8	60	200
WSH2-032	1-1/4"	31.8	47	20	300	60	900	0.8	60	200
WSH2-038	1-1/2"	38.1	53	20	300	60	900	0.8	60	200
WSH2-050	2"	50.8	67	20	300	60	900	0.8	60	200
WSH2-063	2-1/2"	63.5	82	20	300	60	900	0.8	60	200
WSH2-076	3"	76.2	94	20	300	60	900	0.8	60	200
WSH2-089	3-1/2"	88.9	110	20	300	60	900	0.8	60	200
WSH2-102	4"	101.6	122	20	300	60	900	0.8	60	200
WSH2-127	5"	127	150	20	300	60	900	0.8	30	100
WSH2-152	6"	152.4	176	20	300	60	900	0.8	30	100
WSH2-203	8"	203.2	232	20	300	60	900	0.8	12	40
WSH2-254	10"	254	290	20	300	60	900	0.8	12	40
WSH2-304	12"	304	340	20	300	60	900	0.8	12	40



## NON-CONDUCTIVE FURNACE DOOR HOSE

**Construction:**

Tube: EPDM, white, smooth and non-conductive  
 Reinforcement: 2 ply synthetic fabric  
 Cover: Glass fibre ply impregnated with heat and flame resistant synthetic rubber

**Application:**

The non-conductive furnace door hose is designed for conveying cooling water to furnace doors in steel mills, glass plants and similar operations.

**Temperature:**

-40°C(-40°F) to +130°C(+266°F), Cover to +302°C(+575°F)

**Characteristics:**

- Superior heat resistance cover resists heat up to +575°F .
- Resists heat ,open flame and splashes of white hot metal

to +575°F( +302°C).

- EPDM tube is non- conductive



Item Code	I.D		O.D	Reinforcement	W.P		L
	mm	inch	mm		bar	psi	m
NFDH13	12.7	1/2"	23	2	10	150	50
NFDH19	19	3/4"	30	2	10	150	50
NFDH25	25.4	1"	35	2	10	150	50
NFDH32	31.8	1-1/4"	45	4	10	150	50
NFDH38	38.1	1-1/2"	51	4	10	150	50
NFDH50	50.8	2"	64	4	10	150	50

## WASHDOWN HOSE

**Construction:**

Tube :White heat resistant rubber compound EPDM  
 Reinforcement : two layers of synthetic yarns.  
 Cover: White cloth impression,rubber compound EPDM

**Application:**

For general clean-up and hot water washdown service in dairies, meat packing houses, creameries, food processing bottling plants.The use of premium materials gives longer service life under high temperature use. Not suitable for steam service

**Temperature:**

-32°C(-70°F ) to +82°C (+180°F)



**Characteristics:**

- Ozone and heat resistant
- Fungus and mold resistant
- Longer service life

Item Code	I.D		O.D	W.P		L
	inch	mm	mm	Mpa	psi	Meter
WH-12	1/2	13	23	1	150	50/100
WH-16	5/8	16	26	1	150	50/100
WH-19	3/4	19	29	1	50	50/100
WH-25	1	25	36	1	150	50/100

## PRESSURE WASHER HOSE

**Construction:**

Tube: Black oil resistant synthetic rubber.  
 Reinforcement: 1 or 2 high tensile steel wire braiding  
 Cover: Black abrasion and weather resistant synthetic rubber.

**Application:**

Heavt-duty used on hot and cold water high pressure cleaning equipment where heavy duty service is required.

**Temperature:**

-40°C (-40 °F ) to +121°C +(250 °F )

**Characteristics:**

- Ozone and weather resistant
- Abrasion resistant cover
- Assembly availables



Item Code	I.D		O.D		W.P		B.P		R		kg	
	inch	mm	inch	mm	MPa	psi	MPa	psi	mm	inch	Kg/m	lb/ft
PWH6.4-1B	1/4"	6.4	0.47	12	21	3000	84	12000	102	4	0.15	0.1
PWH6.4-2B	1/4"	6.4	0.59	15	40	5800	160	23200	102	4	0.24	0.16
PWH7.9-1B	5/16"	7.9	0.59	15.1	21.5	3120	86	12480	114	4.5	0.17	0.11
PWH7.9-2B	5/16"	7.9	0.65	16.5	35	5075	140	20300	114	4.5	0.29	0.19
PWH9.5-1B	3/8"	9.5	0.69	17.5	18	2615	72.1	10460	127	5	0.22	0.15
PWH9.5-2B	3/8"	9.5	0.75	19.1	33	4800	132	19200	127	5	0.34	0.23

## 3/8 INCH PRESSURE WASHER HOSE

**Construction:**

Inner: Synthetic rubber  
 Reinforcement: one or two ply steel wire braiding.  
 Cover: Abrasion resistant rubber cover

**Application:**

Designed for hot and cold water use, not for use with steam

**Characteristics:**

- Withstands high tension with extreme strength & flexibility
- Wire braid reinforcement keeps the hose sturdy & kink-resistant

- High Strength Rubber Cover
- Abrasion resistant & durable
- Reinforced rubber adds extra strength for hot & cold water
- Won't leave marks on concrete, floors, pavement, houses, or buildings at your power washing jobs
- Vinyl Bend Restrictors Help reduce wear & tear on the connectors
- Swivel connector at one end helps prevent tangles & kinking
- Color: Black, Blue, Gray

**Tempetature:** Rated To 250° F



Item Code	Dia	Length	Ends	Pres	Bend R	Wt
	(in)	(ft)		(psi)	(in)	(lbs)
APWH-S1	3/8	50	MNPT X MNPT SWIVEL	4000	2.95	11
APWH-S2	3/8	100	MNPT X MNPT SWIVEL	4000	2.95	20
APWH-S3	3/8	150	MNPT X MNPT SWIVEL	4000	2.95	29
APWH-D1	3/8	50	MNPT X MNPT SWIVEL	5800	3.5	16
APWH-D2	3/8	100	MNPT X MNPT SWIVEL	5800	3.5	31
APWH-D3	3/8	150	MNPT X MNPT SWIVEL	5800	3.5	45

## WATERBLAST HOSE

**Construction:**

Tube: Oil resistant, synthetic rubber  
 Reinforcement: Multiple spiral technology  
 Cover: Oil and weather resistant synthetic rubber  
 Temperature: -40°F to +212°F, Intermittent use up to 250°F

**Application:** Water blasting market

**Characteristic:** Higher strength steel wire, special process



Item code	I.D		O.D	W.P	B.P	R	kg
	inch	mm	mm	MPa	MPa	mm	kg/m
WBH62	1/4	6.2	14.7	84	210	130	0.25
WBH98	3/8	9.8	18.7	74	184	150	0.36
WBH13	1/2	13	24.4	88	220	200	1.02
WBH19	3/4	19	34	84	210	300	1.9

## RUBBER TANK CLEANING HOSE

**Construction:**

Tube: EPDM rubber black smooth  
 Reinforcement: High strength synthetic plies and two stainless stranded static wires trailing of each end  
 Cover: EPDM rubber black, weather and ageing resistant

**Temperature:** -30 deg °C to 90 deg °C

**Applications:**

Cleaning of tanks/tankers with hot watermixed with steam and chemical additives

**Working Pressure:** 20bar

**Bursting:** 60bar



Item code	I.D		O.D		W.P	Item code	I.D		O.D		W.P
	inch	mm	inch	mm	psi		inch	mm	inch	mm	psi
A-215-1002	1"	25.4	1.364	34.6	300	A-215-2502	2 1/2"	63.5	3.028	76.9	300
A-215-1502	1 1/2"	38.1	1.96	49.8	300	A-215-3002	3"	76.2	3.552	90.2	300
A-215-2002	2"	50.8	2.512	63.8	300						

## SEWER FLUSHING HOSE 250BAR

**Construction:**

Tube: SBR, black, smooth.  
 Reinforcement: Textile braided.  
 Cover: NR/BR, black, smooth, highly abrasion resistant, weather resistant.

**Application:**

The sewer flushing hose suited for sewer cleaning vehicles, for flushing drains

and sewers in industry, commerce and infrastructure.

**Characteristic:**

Very cost effective due to its highly abrasion and weather resistant cover. The smooth cover provides a low friction coefficient and is easily cleaned.

**Temperature:** -35°C to +80°C



Item code	I.D		O.D	W.P		B.P		R	kg
	inch	mm	mm	bar	psi	bar	psi	MM	kg/m
SFH-12	1/2	13	25	250	3750	625	9375	70	0.46
SFH-19	3/4	19	31	250	3750	625	9375	95	0.61
SFH-25	1	25	39	250	3750	625	9375	110	0.86
SFH-32	1 1/4	32	48	250	3750	625	9375	150	1.27

## ULTRA HIGH PRESSURE HOSE

### Application in the industry

Waterjet cutting, cleaning of tubes and heat-exchangers, removing paint and dirt from reservoirs, containers, ships etc. industrial cleaning, checking the pressure of injection in Diesel engines.

### Application in the hydraulics

Hydraulic tensioners, testing devices

### Advantages

High compatibility of multispiral thermoplastic hoses with fittings and ferrules of our own production. High resistance to chemicals and against abrasion



### ULTRA HIGH PRESSURE HOSE SSB201

**INNER TUBE:** Polyamide **REINFORCEMENT:** Two spiral layers and one layer high tensile steel wire braiding

**OUT COVER:** Pin pricked anti-abrasion polyurethane

Item Code	I.D		O.D mm	W.P			B.P			Min bending radius mm	Weight kg/m
	inch	mm		MPa	bar	psi	MPa	bar	psi		
SSB2016	1/4	6	13.2	110	1100	15950	280	2800	40600	70	0.23
SSB2018	5/16	8	14.5	100	100	14500	250	2500	36250	90	0.31
SSB20197	3/8	9.7	18	80	800	11600	200	2000	29000	120	0.43
SSB20112	1/2	12.7	21	70	700	10150	175	1750	25375	150	0.6

### ULTRA HIGH PRESSURE HOSE SSB401

**INNER TUBE:** Polyamide **REINFORCEMENT:** Four spiral layers and two layers of high tensile steel wire braiding

**OUT COVER:** Pin pricked anti-abrasion polyurethane

Item Code	I.D		O.D mm	W.P			B.P			Min bending radius mm	Weight kg/m
	inch	mm		MPa	bar	psi	MPa	bar	psi		
SSB4016	1/4	6	15	160	1600	23200	400	4000	58000	80	0.43
SSB4018	5/16	8	17	150	1500	21750	375	3750	54375	90	0.55
SSB40197	3/8	9.7	20	140	1400	20300	350	3500	50750	100	0.89
SSB40112	1/2	12.7	24	130	1300	18850	325	3250	47125	110	1.2

### ULTRA HIGH PRESSURE HOSE SS200

**INNER TUBE:** Polyoxymethylene **REINFORCEMENT:** Two spiral layers of high tensile steel wire **OUT COVER:** Polyamide

Item Code	I.D		O.D mm	W.P			B.P			Min bending radius mm	Weight kg/m
	inch	mm		MPa	bar	psi	MPa	bar	psi		
SS2006	1/8	3.2	7	100	1000	14500	250	2500	36250	60	0.07
SS2008	5/32	4	8.2	110	1100	15950	275	2750	39875	75	0.11
SS20097	3/16	5	10	100	1000	14500	250	2500	36250	95	0.12
SS20012	1/4	6.3	11.8	100	1000	14500	250	2500	36250	110	0.21
SS20013	5/16	8	13.5	90	900	13050	225	2250	32625	120	0.26

### ULTRA HIGH PRESSURE HOSE SS400

**INNER TUBE:** DN 3-8: Polyoxymethylene DN 10-25: Polyamide ie fibers

**REINFORCEMENT:** Four spiral layers of high tensile steel wire **OUT COVER:** Polyamide

Item Code	I.D		O.D mm	W.P			B.P			Min bending radius mm	Weight kg/m
	inch	mm		MPa	bar	psi	MPa	bar	psi		
SS4003	1/8	3	8.2	200	2000	29000	500	5000	72500	110	0.14
SS4004	5/32	4	10.5	200	2000	29000	500	5000	72500	130	0.24
SS4005	3/16	5	11.5	180	1800	26100	450	4500	65250	150	0.27
SS4006	1/4	6.3	12.6	150	1500	21750	375	3750	54375	180	3.3
SS4008	5/16	8	15	140	1400	20300	350	3500	50750	200	4.4
SS4009	3/8	9.7	19	130	1300	18850	325	3250	47125	200	7.10
SS40012	1/2	12.7	22	120	1200	17400	300	3000	43500	220	9.00
SS40019	3/4	19	29	100	1000	14500	250	2500	36250	260	13.50
SS40025	1	25	37	90	900	13050	225	2250	32625	300	19.00

## SEWER JETTING HOSE

**Construction:**

Inner Core: Neutral color seamless polyamide tube  
 Reinforcement: one or Two braids of high tensile synthetic fiber  
 Cover: High abrasion, mold and fungus resistant polyether- urethane

**Application:**

The sewer jetting hose is designed for use on high pressure sewer jetting equipment.

**Temperature:**

-40 degrees F. to +122 degrees F.  
 (-40 degrees C. to +50 degrees C.)



**SEWER JETTING HOSE (GREEN) 4,000 PSI**

Item code	I.D.		O.D.		W.P.		B.P.		Bend Radius	Max L
	Inch	mm.	Inch	mm.	Psi	Mpa	Psi	Mpa	Inch	M
SJH03-1	1/8	3.18	0.31	7.75	4000	27.6	10000	68.9	3/4	120
SJH05-1	3/16	4.76	0.41	10.29	4000	27.6	10000	68.9	1	120
SJH06-1	1/4	6.35	0.485	12.32	4000	27.6	10000	68.9	1-1/4	120
SJH10-1	3/8	9.53	0.72	18.29	4000	27.6	10000	68.9	2	120
SJH12-1	1/2	12.7	0.84	20.34	4000	27.6	10000	68.9	3	120
SJH16-1	5/8	15.87	1.03	26.16	4000	27.6	10000	68.9	4	120

**SEWER JETTING HOSE (RED) 5,000 PSI**

Item code	I.D.		O.D.		W.P.		B.P.		Bend Radius	Max L
	Inch	mm.	Inch	mm.	Psi	Mpa	Psi	Mpa	Inch	M
SJH05-2	3/16	4.8	0.41	10.29	5,000	34.5	12,500	86.2	1.7	120
SJH06-2	1/4	6.4	0.51	12.83	5,000	34.5	12,500	86.2	2	120
SJH10-2	3/8	9.53	0.65	16.51	5,000	34.5	12,500	86.2	2-1/2	120
SJH12-2	1/2	12.7	0.76	19.3	5,000	34.5	12,500	86.2	3	120

## SEWER CLEANING HOSE

**Construction:**

Inner Core: Orange seamless polyolefin tube  
 Reinforcement: one or Two braids of high tensile synthetic fiber  
 Cover: High abrasion, mold and fungus resistant polyether- urethane

**Application:**

The sewer cleaning hose is designed for use on high pressure sewer cleaning equipment.

**Temperature:**

-40 degrees F. to +122 degrees F.  
 (-40 degrees C. to +50 degrees C.)



**SEWER CLEANING HOSE (ORANGE) 2,500 PSI**

Item code	I.D.		O.D.		W.P.		B.P.		Bend Radius	Max L
	Inch	mm.	Inch	mm.	Psi	Mpa	Psi	Mpa	Inch	M
SCH19-1	3/4	19.05	1.18	29.85	2500	17.2	6250	43.1	5	120
SCH25-1	1	25.4	1.43	36.32	2500	17.2	6250	43.1	6	120
SCH32-1	1-1/4	31.75	1.79	45.46	2500	17.2	6250	43.1	8	120

**SEWER CLEANING HOSE (BLUE) 3,000 PSI**

Item code	I.D.		O.D.		W.P.		B.P.		Bend Radius	Max L
	Inch	mm.	Inch	mm.	Psi	Mpa	Psi	Mpa	Inch	M
SCH19-2	3/4	19.05	1.18	29.85	3000	20.7	7500	51.7	5	120
SCH25-2	1	25.4	1.43	36.32	3000	20.7	7500	51.7	6	120
SCH32-2	1-1/4	31.75	1.77	44.96	3000	20.7	7500	51.7	8	120

## NITRILE FUEL HOSE 300 PSI

**Construction:**

Tube: Black,smooth,NBR rubber.  
 Reinforcement: High strength synthetic yarn.  
 Cover: Ozone ,oil resistant synthetic nitrile rubber.

**Application:**

Softwall hose Designed for the delivery of petroleum-based product s,diesel,gasoline,lubricants,fuel,with aromatic content up to 50%

**Temperature:** -32°C(-90°F ) to +82°C(+180°F)

**Characteristics:**

- Weather and abrasion resistant cover
- Flexible and less distortion
- For aromatic content up to 50%



Item Code	I.D		O.D		W.P		B.P		L	M <sup>3</sup>	kg
	inch	mm	mm	bar	psi	bar	psi				
RFS-05	3/16"	5	12	20	300	60	900	100	410x410x100	0.15	
RFS-06	1/4"	6	13	20	300	60	900	100	440x440x110	0.17	
RFS-08	5/16"	8	15	20	300	60	900	100	490x490x120	0.22	
RFS-10	3/8"	10	17	20	300	60	900	100	500x500x125	0.25	
RFS-13	1/2"	13	22	20	300	60	900	100	480x480x135	0.46	
RFS-16	5/8"	16	25	20	300	60	900	50	480x480x150	0.52	
RFS-19	3/4"	19	29	20	300	60	900	50	520x520x185	0.64	
RFS-25	1"	25	36	20	300	60	900	50	590x590x210	0.85	
RFS-32	1-1/4"	32	43	10	150	30	450	50	0.17	1.20	
RFS-38	1-1/2"	38	50	10	150	30	450	50	0.19	1.39	
RFS-51	2"	51	65	10	150	30	450	50	0.41	1.80	

## TEXTILE COVER FUEL HOSE/ GLP HOSE

**Construction:**

Tube:Oil and fuel resistant NBR rubber.  
 Cover:Textile braid.

**Application:**

It is applied to circulating diesel, biodiesel, hydraulic oil, machinery oil and lubricating oil etc or the oil products.

**Characteristic:**

- 100% New NBR Materials
- Aging resistant; insulation; oil resistant; acid and alkaline resistant

**Temperature:** -40°C(-104°F ) to +100°C(+212°F)



Item Code	I.D		O.D		W.P		B.P		L	Item Code	I.D		O.D		W.P		B.P		L
	mm	mm	Bar	Psi	Bar	Psi	Bar	Psi			Bar	Psi	Bar	Psi	Bar	Psi			
TCF032	3.2	7	10	150	30	450	100			TCF075	7.5	12.5	10	150	30	450	100		
TCF032	3.5	7.5	10	150	30	450	100			TCF080	8	15	10	150	30	450	100		
TCF041	4	8	10	150	30	450	100			TCF100	10	17	10	150	30	450	100		
TCF042	4	9	10	150	30	450	100			TCF120	12	18	10	150	30	450	100		
TCF050	5	10	10	150	30	450	100			TCF140	14	22	10	150	30	450	100		
TCF055	5.5	10.5	10	150	30	450	100			TCF160	16	23	10	150	30	450	50		
TCF061	6	11	10	150	30	450	100			TCF180	18	26	10	150	30	450	50		
TCF062	6	12	10	150	30	450	100			TCF190	19	27	10	150	30	450	50		
TCF070	7	12	10	150	30	450	100			TCF250	25	33	10	150	30	450	50		

## NITRILE FUEL DISCHARGE HOSE 150 PSI



**Construction:**

**Tube:** Black, smooth, Nitrile.  
**Reinforcement:** Multi plies high strength synthetic fabric  
**Cover:** Black, wrapped surface, weather and ozone resistant, synthetic rubber

**Application:**

Softwall hose Designed for the discharge of petroleum-based products, diesel, gasoline, lubricants, fuel, with aromatic content up to 50%.

**Temperature:**

-32°C(-90°F) to +82°C(+180°F)

**Characteristics:**

- Weather and abrasion resistant cover
- Flexible and less distortion
- For aromatic content up to 50%

Item code	I.D		O.D	W.P		B.P		L	
	inch	mm	mm	bar	psi	bar	psi	m	ft
ODH012	1/2	12.7	21	10	150	30	450	61	200
ODH016	5/8	15.9	25	10	150	30	450	61	200
ODH019	3/4	19.1	29	10	150	30	450	61	200
ODH022	7/8	22.2	31	10	150	30	450	61	200
ODH025	1	25.4	35	10	150	30	450	61	200
ODH032	1-1/4	31.8	42	10	150	30	450	61	200
ODH038	1-1/2	38.1	51	10	150	30	450	61	200
ODH050	2	50.8	64	10	150	30	450	61	200
ODH064	2-1/2	63.5	76	10	150	30	450	61	200
ODH076	3	76.2	89	10	150	30	450	61	200
ODH089	3-1/2	88.9	103	10	150	30	450	61	200
ODH100	4	101.6	116	10	150	30	450	61	200
ODH125	5	127	142	10	150	30	450	30.5	100
ODH150	6	152.4	167	10	150	30	450	30.5	100
ODH200	8	203.2	223	10	150	30	450	30.5	100

## NITRILE FUEL DISCHARGE HOSE 300 PSI



**Construction:**

Tube: Black, smooth, Nitrile.  
 Reinforcement: Multi plies high strength synthetic fabric  
 Cover: Black, wrapped surface, weather and ozone resistant, synthetic rubber

**Application:**

Softwall hose Designed for the discharge of petroleum-based products, diesel, gasoline, lubricants, fuel, with aromatic content up to 50%.

**Temperature:**

-32°C(-90°F) to +82°C(+180°F)

**Characteristics:**

- Weather and abrasion resistant cover
- Flexible and less distortion
- For aromatic content up to 50%

Item Code	I.D		O.D	W.P		B.P		L	
	inch	mm	mm	bar	psi	bar	psi	m	ft
ODH3-012	1/2	12.7	22	20	300	60	900	61	200
ODH3-016	5/8	15.9	26	20	300	60	900	61	200
ODH3-019	3/4	19.1	31	20	300	60	900	61	200
ODH3-022	7/8	22.2	32	20	300	60	900	61	200
ODH3-025	1	25.4	36	20	300	60	900	61	200
ODH3-032	1-1/4	31.8	45	20	300	60	900	61	200
ODH3-038	1-1/2	38.1	51	20	300	60	900	61	200
ODH3-050	2	50.8	65	20	300	60	900	61	200
ODH3-064	2-1/2	63.5	79	20	300	60	900	61	200
ODH3-076	3	76.2	91	20	300	60	900	61	200
ODH3-089	3-1/2	88.9	107	20	300	60	900	61	200
ODH3-100	4	101.6	120	20	300	60	900	61	200
ODH3-125	5	127	148	20	300	60	900	30.5	100
ODH3-150	6	152.4	173	20	300	60	900	30.5	100
ODH3-200	8	203.2	228	20	300	60	900	30.5	100



## NITRILE PETROL SUCTION HOSE 150 PSI



**Construction:**

Tube: Black, smooth, Nitrile rubber

Reinforcement: Multi plies high strength synthetic fabric and steel wire helix skeleton

Cover: Black, wrapped surface, weather and ozone resistant, synthetic rubber

**Application:**

For suction and discharge of petroleum-based products, diesel, gasoline, lubricants, fuel, with aromatic content up to 50%.

**Temperature:**

-32°C (-90°F) to +82°C (+180°F)

**Characteristics:**

- Weather and abrasion resistant cover
- Both smooth and corrugated cover available
- Flexible and full vacuum
- For aromatic content up to 50%

Item Code	I.D		O.D	W.P		VACUUM	R		L	
	inch	mm	mm	bar	psi	bar	inch	mm	m	ft
OSDH019	3/4	19.1	31	10	150	0.8	6	152	61	200
OSDH025	1	25.4	37	10	150	0.8	6	152	61	200
OSDH032	1-1/4	31.8	44	10	150	0.8	8	200	61	200
OSDH038	1-1/2	38.1	51	10	150	0.8	9	230	61	200
OSDH050	2	50.8	64	10	150	0.8	10	254	61	200
OSDH064	2-1/2	63.5	76	10	150	0.8	15	380	61	200
OSDH076	3	76.2	91	10	150	0.8	18	460	61	200
OSDH089	3-1/2	88.9	107	10	150	0.8	22	550	61	200
OSDH100	4	101.6	120	10	150	0.8	24	610	61	200
OSDH125	5	127	147	10	150	0.8	30	760	30.6	100
OSDH150	6	152.4	172	10	150	0.8	36	916	30.5	100
OSDH200	8	203.2	229	10	150	0.8	48	1200	30.5	100
OSDH254	10	254	282	10	150	0.8	50	1250	11.8	39
OSDH300	12	304.8	329	10	150	0.8	60	1520	11.8	39

## NITRILE PETRO SUCTION HOSE 300 PSI



**Construction:**

**Tube:** Black, smooth, Nitrile rubber  
**Reinforcement:** Multi plies high strength synthetic fabric and steel wire helix skeleton  
**Cover:** Black, wrapped surface, weather and ozone resistant, synthetic rubber

**Application:**







For suction and discharge of petroleum-based products, diesel, gasoline, lubricants, fuel, with aromatic content up to 50%.

**Temperature:**

-32°C (-90°F) to +82°C (+180°F)

**Characteristics:**

- Weather and abrasion resistant cover
- Both smooth and corrugated cover available  
Flexible and full vacuum
- For aromatic content up to 50%
- Heavy duty construction for 300PSI application

Item Code	 I.D.		 O.D.	 W.P.		 VACUUM	 R		 L	
	inch	mm	mm	bar	psi	bar	inch	mm	m	ft
OSDH3019	3/4	19.1	32	20	300	0.8	6	152	61	200
OSDH3025	1	25.4	37	20	300	0.8	6	152	61	200
OSDH3032	1-1/4	31.8	47	20	300	0.8	8	200	61	200
OSDH3038	1-1/2	38.1	54	20	300	0.8	9	230	61	200
OSDH3050	2	50.8	67	20	300	0.8	10	254	61	200
OSDH3064	2-1/2	63.5	80	20	300	0.8	15	380	61	200
OSDH3076	3	76.2	92	20	300	0.8	18	460	61	200
OSDH3089	3-1/2	88.9	110	20	300	0.8	22	550	61	200
OSDH3100	4	101.6	122	20	300	0.8	24	610	61	200
OSDH3125	5	127	153	20	300	0.8	30	760	30.5	100
OSDH3150	6	152.4	176	20	300	0.8	36	916	30.5	100
OSDH3200	8	203.2	228	20	300	0.8	48	1200	30.5	100
OSDH3254	10	254	288	20	300	0.8	50	1250	11.8	39
OSDH3304	12	304.8	340	20	300	0.8	60	1520	11.8	39

## NITRILE PETROL SUCTION HOSE 400 PSI

**Construction:**

**Tube:** Black,smooth,Nitrile rubber  
**Reinforcement:** Multi plies high strength synthetic fabric and steel wire helix skeleton  
**Cover:** Black, wrapped surface,weather and ozone resistant,synthetic rubber

**Application:**

For suction and discharge of petroleum-based products,diesel,gaso line,lubricants,fuel,with aromatic content up to 50%.

**Temperature:** -32°C (-90°F) to +82°C (+180°F)

**Characteristics:**

- Weather and abrasion resistant cover
- Both smooth and corrugated cover available
- Flexible and full vacuum
- For aromatic content up to 50%
- Heavy duty construction for 400PSI application



Item Code	I.D		O.D	W.P		VACUUM	R		L	
	inch	mm	mm	bar	psi	bar	inch	mm	m	ft
OSDH4050	2	50.8	67	27.6	400	0.8	10	254	61	200
OSDH4064	2-1/2	63.5	80	27.6	400	0.8	15	380	61	200
OSDH4076	3	76.2	92	27.6	400	0.8	18	460	61	200
OSDH4089	3-1/2	88.9	110	27.6	400	0.8	22	550	61	200
OSDH4100	4	101.6	122	27.6	400	0.8	24	610	61	200

## FRACK OILFIELD FUEL DISCHARGE HOSE 400 PSI

**Construction:**

**Tube:** Black nitrile rubber,smooth  
**Reinforcement:** 6 Plies high tensile fabric, helix steel wire skeleton, with anti-static wire  
**Cover:** weather and abrasion resistant synthetic rubber

**Application:**

Designed for transfer of multiple types of hydraulic Fracking fluids from tank trucks. And also designed for the demands of high working pressures of hydraulic fracturing operations.

**Temperature:**

-32°C(-90°F) to +82°C (+180°F)

**Characteristics:**

- Weather and abrasion resistant cover
- Designed for aromatic content up to 50%
- Heavy duty construction for 400PSI application



Item Code	I.D		O.D	W.P		R		L	
	inch	mm	mm	bar	psi	inch	mm	m	ft
FRH076	3	76	94	27.6	400	18	460	61	200
FRH102	4	102	124	27.6	400	24	600	61	200

## TANK TRUCK OIL HOSE 150PSI

**Construction:**

Tube: Black,smooth,Nitrile rubber  
 Reinforcement: High strength synthetic fabric and helix wire,with anti-static wire  
 Cover:Black or Red,smooth or corrugated ,oil,fuel,and weathering resistant synthetic rubber

**Application:**

Hardwall hose designed for suction and delivery of a wide range of petroleum fuel

with aromatic content up to 50% for tank trucks.

**Temperature:**

-32°C (-90°F) to +82°C (+180°F)

**Characteristics:**

- Weather and abrasion resistant cover
- Corrugated cover available,more flexible
- Light weight,easy to handle
- Designed for aromatic content up to 50%



Item Code	I.D		O.D	W.P		B.P		L	
	inch	mm	mm	bar	psi	bar	psi	m	ft
TTOH050	2"	50.8	63	10	150	30	450	61	200
TTOH064	2-1/2"	63.5	76	10	150	30	450	61	200
TTOH076	3"	76.2	89	10	150	30	450	61	200
TTOH089	3-1/2"	88.9	103	10	150	30	450	61	200
TTOH100	4"	101.6	120	10	150	30	450	61	200
TTOH125	5"	127	147	10	150	30	450	30.5	100
TTOH150	6"	152.4	172	10	150	30	450	30.5	100

## NITRILE PETROL SUCTION HOSE 40BAR

**Construction:**

Tube: Black,smooth,Nitrile rubber  
 Reinforcement: Multi plies high strength synthetic fabric and steel wire helix skeleton  
 Cover: Black, wrapped surface,weather and ozone resistant,synthetic rubber  
 Temperature:-32°C to +82°C (-90°F to +180°F)

**Application:** For suction and discharge of petroleum-based products,diesel, gasoline,lubricants,fuel,with aromatic content up to 50%.

**Characteristic:**

- Weather and abrasion resistant cover
- Both smooth and corrugated cover available
- Flexible and full vacuum
- For aromatic content up to 50%
- Heavy duty construction for 600PSI applicaiton



Item	I.D		O.D	W.P		VACUUM	R/L		L	
	inch	mm	mm	bar	psi	bar	inch	mm	m	ft
NPSDH050	2"	50.8	71	40	600	0.8	12	305	61	200
NPSDH063	2-1/2"	63.5	87.6	40	600	0.8	15	381	61	200
NPSDH076	3"	76.2	99.6	40	600	0.8	18	457.2	61	200
NPSDH088	3-1/2"	88.9	112.2	40	600	0.8	21	533	61	200
NPSDH101	4"	101.6	128.4	40	600	0.8	24	610	61	200
NPSDH152	6"	152	183.4	40	600	0.8	36	915	30.5	100

## DOCK OIL TRANSFER HOSE/BUNKERING HOSE



**Construction:**

**Tube:** Black, smooth, Nitrile synthetic rubber, suitable for up to 50% aromatic content

**Reinforcement:** Multiply heavy duty synthetic tire cord supported with helix wire, anti-static wires

**Cover:** Black, wrapped finish, synthetic rubber for high abrasion, ozone & weather resistance

**Temperature:**

-40°C to +100°C (+180°F)

**Application:**

Heavy duty suction and discharge dock hose designed for transferring petroleum product up to 50% aromatic content from tankers and barges, bunkering service and industrial applications.

**Characteristic:**

- C/W built-in flanges with one side fixed and one side swivel
- Heavy duty construction for 300psi
- Designed for petrol products up to 50% aromatic content
- High abrasion, ozone & weather resistant cover



Item	I.D		O.D	W.P		B.P		L	
	inch	mm	mm	bar	psi	bar	psi	m	ft
DOT076	3"	76.2	96	20	300	60	900	61	200
DOT100	4"	101.6	126	20	300	60	900	61	200
DOT125	5"	127	155	20	300	60	900	30.5	100
DOT150	6"	152.4	185	20	300	60	900	30.5	100
DOT200	8"	203.2	242	20	300	60	900	11.8	39
DOT250	10"	254	298	20	300	60	900	11.8	39

## FUEL DISPENSER PUMP HOSE

**Construction:**

Tube: Nitrile synthetic rubber,smooth  
 Reinforcement: steel wire braid  
 Cover: Nitrile synthetic rubber,black,green,red,blue or yellow

**Application:**

Designed for general refueling equipment to convey aviation kerosene,gasoline,diesel oil and other mineral oil.

**Temperature:**

-40°C(-104°F) to 121°C (+250°F)

**Characteristics:**

- Designed for fuel up to 50% aromatic content
- Weather and ozone resistant cover
- C/W coupling SHF



Item Code	I.D.		O.D.	W.P.		B.P.		mm	kg/m
	inch	mm	mm	bar	psi	bar	psi		
FDH016	5/8"	15.9	25.4	18	258	72	1032	160	0.59
FDH019	3/4"	19.1	28.7	18	258	72	1032	190	0.67
FDH025	1"	25.4	35.1	18	258	72	1032	240	0.89

## HOT TAR & ASPHALT SUCTION HOSE 150PSI

**Construction:**

Tube: Black,smooth,special elastomer compound  
 Reinforcement:2 or 4 layers high tensile cord with steel wire helix, anti-static wires  
 Cover:Black,wrapped finish,synthetic elastomer compound for high abrasion ,ozone & weather resistance

**Application:**

Hot tar and asphalt suction hose is specially designed for conveying hot tar and asphalt.

**Temperature:**

-40°C(-22°F) to 180°C (+356°F)

**Characteristics:**

- Tube is synthetic oil,abrasion,and heat resistant
- Cover is resistant to weathering and abrasion.
- Special tube is heat resistant up to 180°C
- All sizes are full vacuum



Item Code	I.D.		O.D.	W.P.		B.P.		L	
	inch	mm	mm	bar	psi	bar	psi	m	ft
HTSH051	2"	50.8	69	10	150	30	450	61	200
HTSH076	3"	76.2	96	10	150	30	450	61	200
HTSH102	4"	101.6	122	10	150	30	450	61	200

## HIGH PRESSURE GREASE HOSE

**Construction:**

Tube: Black oil resistant synthetic rubber.  
 Reinforcement: 1 or 2 high tensile steel wire braiding  
 Cover: Black abrasion and weather resistant synthetic rubber.

**Application:**

Used for well hydraulic support, oilfield exploitation, suitable for engineering construction, lifting transportation, metallurgical forging, mining equipment, ships, injection molding machines, agricultural machinery and mechanization of various industrial sectors, transportation in automated hydraulic systems

**Temperature:** -40°C to +121°C (-40°F to +250°F)



Item Code	I.D		O.D		W.P		B.P		R		kg	
	inch	mm	inch	mm	MPa	psi	MPa	psi	mm	inch	Kg/m	lb/ft
PWH6.4-1B	1/4"	6.4	0.47	12	21	3000	84	12000	102	4	0.15	0.1
PWH6.4-2B	1/4"	6.4	0.59	15	40	5800	160	23200	102	4	0.24	0.16

## LUBRICATION/GREASE HOSE

**INNER TUBE:** Polyamide

**REINFORCEMENT:** One layers of braided high-resistance synthetic fibers

**OUT COVER:** Pin pricked anti-abrasion polyurethane

**STANDARD:** DIN1283



Item Code	I.D		O.D	W.P			B.P			R	kg
	inch	mm	mm	MPa	bar	psi	MPa	bar	psi	mm	kg/m
LG4086	1/8	4	8.6	28	280	4060	84	840	12180	20	0.053
LG5010	3/16	5	10	28	280	4060	84	840	12180	30	0.068
LG6311	1/4	6.3	11.2	28	280	4006	72	720	10440	40	0.078
LG4090	1/8	4	9	40	400	5800	100	1000	14500	20	0.062
LG4288	1/8	4.2	8.8	36	360	5220	90	900	13050	20	0.058



## FLOATING MARINE OIL HOSE



**Construction:**

Tube: NBR compound synthetic rubber  
 Reinforcement: high tensile strength fabric with helix wire, independent foam  
 Cover: CR synthetic rubber.

**Application:**

The floating marine oil hose is designed for transportation of crude oil and liquid petroleum products between loading and unloading vessels at offshore mooring systems.

**Characteristic:**

- Independent foam floating casing to prevent water absorption
- CR outlayer with excellent resistance to abrasion, UV, aging and corrosive environment.
- Easy installation and less maintenance
- Customized steel flanges are available

- rated working pressure: 21 bar
- minimum reserve buoyance: 20% or according to customer requirements
- electrical continuity: electrical continuous or discontinuous
- leak detection system: after the failure of the primary carcass, the detector will react to the leakage to remind the operator to remove the damaged hose to avoid economic loss and environmental pollution.

**Standard:**

The floating oil marine hoses are designed and produced in full accordance to OCIMF standard, the marine hoses are subjected to manufacturing and testing requirements dictated by ISO9000 quality standards

**Temperature:** -25°C to +82°C

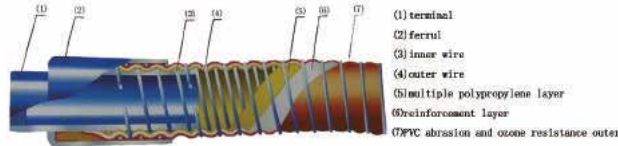
**Certification:** OCIMF

Nominal Diameter (mm)	Outside Diameter (mm)		Weight in Air Empty (kg) / Weight in Air full of Sea Water(kg)			Minimum Bending Radius(m)
	D1	D2	9.1m (30FT)	10.7m (35FT)	12.2m (40FT)	
	Body	End				
150(6")	430	485	852	963	1067	0.9
			1021	1162	1294	
200(8")	515	575	1114	1259	1396	1.2
			1410	1607	1793	
250(10")	600	675	1476	1667	1847	1.5
			1931	2201	2456	
300(12")	670	745	1822	2059	2281	1.8
			2490	2844	3176	
400(16")	825	850	2542	2877	3191	2.4
			3628	4154	4647	
500(20")	965	1000	3273	3712	4124	3
			4996	5738	6434	
600(24")	1120	1165	4378	4979	5544	3.6
			6885	7927	8905	



## COMPOSITE HOSE

**Construction:**



**Application:**

Composite hose, like other hose, provides the vital flexible connection to compensate for vibration, movement, or misalignment in a fluid transfer system. It can be used for delivery and/or suction of fuels, oils and lubricants on tank trucks, railcars or fixed deposits.

**Characteristic:**

- 40% lighter than the rubber hose which has the same diameter and length.
- Excellent flexibility Good positive and negative pressure resistance
- Excellent corrosion resistance for chemical liquid medium
- Outstanding flame retardant property
- Anti-static Long-term durability



Type	Inner Wire	Outer Wire	Carcass	Cover	Application
GGE	G	G	multiple layers of polypropylene or polyester fabrics, films and polyester barrier layers	PVC coated fabric	gasoline, diesel fuel, crude oil, lubricant oil, mineral spirits, water, Nitrogen, etc.
GGT	G	G	multiple layers of polypropylene or polyester fabrics, films, PTFE, fiberglass and polyester barrier layers	PVC coated fabric	chemicals without corrosion
SGE	S	G	multiple layers of polypropylene or polyester fabrics, films and polyester barrier layers	PVC coated fabric	gasoline, diesel fuel, crude oil, lubricant oil, mineral spirits, water, Nitrogen, etc.
SGT	S	G	multiple layers of polypropylene or polyester fabrics, films, PTFE, fiberglass and polyester barrier layers	PVC coated fabric	corrosive and aggressive chemicals
SSE	S	S	multiple layers of polypropylene or polyester fabrics, films and polyester barrier layers	PVC coated fabric	gasoline, diesel fuel, crude oil, lubricant oil, mineral spirits, sea water, fresh water, Nitrogen, etc.
SST	S	S	multiple layers of polypropylene or polyester fabrics, films, PTFE, fiberglass and polyester barrier layers	PVC coated fabric	corrosive and aggressive chemicals

Note: Three capital letters are used for the composite hose. The first capital letter means the inner wire; the second capital letter means the outer wire; the third letter means the carcass.

**S**—stainless steel 304/304L/316/316L      **G**—galvanized steel      **E**—Polypropylene      **T**— PTFE

**Specification:**

Inner Diameter(mm)	25	40	50	65	80	100	150	200	250	300
Diameter Tolerances(mm)	±4									
Length(m)±5%	20					16				
Working Pressure(Mpa)	0.6-2.0						0.6-1.6			
Temperature(°C )	-40~+130									
Electrical Resistance (Ω)	CS		≧ 10							
	SS		≧ 20							
Bending Radius(mm)±100	220	220	300	300	350	400	575	800	1000	1200

- Note: 1. The maximum diameter of the camlock can reach 150(6"), other specifications are according to customers' requirements.  
 2. The outer diameter changes with the inner diameter.

## UHMWPE CHEMICAL DISCHARGE HOSE

**Construction:**

Tube: White,Smooth Ultra High Molecular Weight Polyethylene (UHMWPE),EPDM.

Reinforcement: Multi plies high strength synthetic fabric

Cover:EPDM resistant to chemical,weathering and ozone,blue,green wrapped.

**Application:**

Designed for in-plant or tank truck use to transfer chemicals and solvents.

**Temperature:**

-40°C (-72 °F ) to + 120°C (+248 °F )

**Characteristics:**

- Handle 98% of the chemical/acid
- Heat,weather,abrasion resistant EPDM cover
- Corrugated cover make hose more flexible



### Chemical Discharge Hose 150Psi

Item Code	I.D		O.D	W.P		B.P		L	
	inch	mm	mm	bar	psi	bar	psi	m	ft
UCDH019	3/4"	19.1	31	10	150	40	600	61	200
UCDH025	1"	25.4	37	10	150	40	600	61	200
UCDH032	1-1/4"	31.8	44	10	150	40	600	61	200
UCDH038	1-1/2"	38.1	51	10	150	40	600	61	200
UCDH050	2"	50.8	67	10	150	40	600	61	200
UCDH064	2-1/2"	63.5	79	10	150	40	600	61	200
UCDH076	3"	76.2	92	10	150	40	600	61	200
UCDH089	3-1/2"	88.9	105	10	150	40	600	61	200
UCDH102	4"	101.6	118	10	150	40	600	61	200
UCDH152	6"	152	175	10	150	40	600	30.5	100

### Chemical Discharge Hose 250Psi

Item Code	I.D		O.D	W.P		B.P		L	
	inch	mm	mm	bar	psi	bar	psi	m	ft
UCDH2019	3/4"	19.1	31	17	250	68	1000	61	200
UCDH2025	1"	25.4	37	17	250	68	1000	61	200
UCDH2032	1-1/4"	31.8	44	17	250	68	1000	61	200
UCDH2038	1-1/2"	38.1	51	17	250	68	1000	61	200
UCDH2050	2"	50.8	67	17	250	68	1000	61	200
UCDH2064	2-1/2"	63.5	79	17	250	68	1000	61	200
UCDH2076	3"	76.2	92	17	250	68	1000	61	200
UCDH2089	3-1/2"	88.9	105	17	250	68	1000	61	200
UCDH2102	4"	101.6	118	17	250	68	1000	61	200
UCDH2152	6"	152	175	17	250	68	1000	30.5	100

## UHMWPE CHEMICAL SUCTION HOSE

**Construction:**

Tube: White,Smooth Ultra High Molecular Weight Polyethylene (UHMWPE), EPDM.

Reinforcement: Multi plies high strength synthetic fabric and helix wire

Cover:EPDM resistant to chemical,weathering and ozone,blue,green wrapped or corrugated

**Application:**

Designed for in-plant or tank truck use ,suction and discharge of chemicals and solvents.

**Temperature:**

-40°C (-72 °F ) to + 120°C (+248 °F )

**Characteristics:**

- Handle 98% of the chemical/acid
- Heat,weather,abrasion resistant EPDM cover
- Corrugated cover make hose more flexible
- Heavy duty construction for 250 PSI working pressure



### Chemical Suction Hose 150Psi

Item Code	I.D		O.D	W.P		B.P		L	
	inch	mm	mm	bar	psi	bar	psi	m	ft
UCSH019	3/4"	19.1	30	10	150	40	600	61	200
UCSH025	1"	25.4	36	10	150	40	600	61	200
UCSH032	1-1/4"	31.8	44	10	150	40	600	61	200
UCSH038	1-1/2"	38.1	51	10	150	40	600	61	200
UCSH050	2"	50.8	64	10	150	40	600	61	200
UCSH064	2-1/2"	63.5	79	10	150	40	600	61	200
UCDH076	3"	76.2	92	10	150	40	600	61	200
UCDH089	3-1/2"	88.9	105	10	150	40	600	61	200
UCDH102	4"	101.6	120	10	150	40	600	61	200
UCDH152	6"	152	172	10	150	40	600	30.5	100

### Chemical Suction Hose 250Psi

Item Code	I.D		O.D	W.P		B.P		L	
	inch	mm	mm	bar	psi	bar	psi	m	ft
UCSH2019	3/4"	19.1	31	17	250	68	1000	61	200
UCSH2025	1"	25.4	38	17	250	68	1000	61	200
UCSH2032	1-1/4"	31.8	47	17	250	68	1000	61	200
UCSH2038	1-1/2"	38.1	53	17	250	68	1000	61	200
UCSH2050	2"	50.8	67	17	250	68	1000	61	200
UCSH2064	2-1/2"	63.5	82	17	250	68	1000	61	200
UCDH2076	3"	76.2	94	17	250	68	1000	61	200
UCDH2089	3-1/2"	88.9	108	17	250	68	1000	61	200
UCDH2102	4"	101.6	122	17	250	68	1000	61	200
UCDH2152	6"	152	175	17	250	68	1000	30.5	100

## AIRLESS PAINT SPRAY HOSE



**Construction:**

Tube: internal core in polyamide  
 Reinforcement: Multi plies high tensile steel wire braid or polyester yarn braid,  
 Cover: polurethane, blue, black, red, grey

**Application:**

Designed for high pressure airless spray systems, chemical resistance, suitable for paint, solvents and aggressive fluids

**Temperature:**

-40°C (-72°C ) to +100°C (+212 °F)

**Characteristics:**

- High abrasion resistance cover
- High pressure Max W.P. 50Mpa
- Chemical and solvents resistant

Item code	I.D		O.D		W.P		B.P		mm	kg
	mm	inch	mm	inch	MPa	psi	MPa	psi		
SPSH0061	6.4	1/4	12.5	0.49	22.7	3292	68.1	9874.5	30	0.13
SPSH0062	6.4	1/4	14.0	0.55	40	5800	120	17400	55	0.21
SPSH0063	6.4	1/4	15.5	0.61	50	7250	150	21750	70	0.25
SPFH0081	8.0	5/16	13.5	0.53	22.7	3292	68.1	9874.5	75	0.21
SPSH0082	8.0	5/16	15.0	0.59	40	5800	120	17400	90	0.35
SPSH0083	8.0	5/16	16.5	0.65	50	7250	150	21750	105	0.39
SPSH0101	9.5	3/8	16.0	0.62	22.7	3292	68.1	9874.5	80	0.31
SPSH0102	9.5	3/8	19.1	0.75	40	5800	120	17400	127	0.34
SPSH0103	9.5	3/8	21.5	0.85	50	7250	150	21750	135	0.40



## FOOD DISCHARGE HOSE

### Construction:

Tube: White, smooth, NR, NBR or EPDM food quality rubber

Reinforcement: High strength synthetic fabric

Cover: smooth (wrapped finish), synthetic rubber, blue or white, weathering resistant.

### Application:

FDA approved food hose designed for the delivery of foods such as milk, Juice, beer, edible oil, dairy products etc.

### Temperature:

-32°C (-90 °F) to 80°C (+176 °F)

### Characteristics:

- FDA grade tube
- Weather and abrasion resistant cover
- Handling wide variety of food products



### Food Discharge Hose 150Psi

Item code	I.D.		O.D.	W.P.		B.P.		L	
	inch	mm	mm	bar	psi	bar	psi	m	ft
FDH012	1/2"	12.7	22	10	150	30	450	61	200
FDH019	3/4"	19.1	29	10	150	30	450	61	200
FDH025	1"	25.4	37	10	150	30	450	61	200
FDH032	1-1/4"	31.8	43	10	150	30	450	61	200
FDH038	1-1/2"	38.1	50	10	150	30	450	61	200
FDH050	2"	50.8	64	10	150	30	450	61	200
FDH064	2-1/2"	63.5	78	10	150	30	450	61	200
FDH076	3"	76.2	90	10	150	30	450	61	200
FDH089	3-1/2"	89	104	10	150	30	450	61	200
FDH102	4"	101.6	116	10	150	30	450	61	200

### Food Discharge Hose 250Psi

Item code	I.D.		O.D.	W.P.		B.P.		L	
	inch	mm	mm	bar	psi	bar	psi	m	ft
FDH2012	1/2"	12.7	22	17	250	51	750	61	200
FDH2019	3/4"	19.1	31	17	250	51	750	61	200
FDH2025	1"	25.4	38	17	250	51	750	61	200
FDH2032	1-1/4"	31.8	45	17	250	51	750	61	200
FDH2038	1-1/2"	38.1	51	17	250	51	750	61	200
FDH2050	2"	50.8	68	17	250	51	750	61	200
FDH2064	2-1/2"	63.5	79	17	250	51	750	61	200
FDH2076	3"	76.2	91	17	250	51	750	61	200
FDH2089	3-1/2"	89	106	17	250	51	750	61	200
FDH2102	4"	101.6	120	17	250	51	750	61	200

## FOOD SUCTION AND DELIVERY HOSE

**Construction:**

Tube: White, smooth, NR, NBR or EPDM food quality rubber  
 Reinforcement: Multi plies high strength synthetic fabric and helix wire  
 Cover: smooth (wrapped finish), synthetic rubber, blue or white, weathering resistant.

**Application:**

FDA approved food hose designed for the suction and delivery of foods such as milk, juice, beer, edible oil, dairy products etc.

**Temperature:**

-32°C (-90 °F ) to 80°C ( +176 °F)

**Characteristics:**

- FDA grade tube
- Weather and abrasion resistant cover
- Handling wide variety of food products
- Both smooth and corrugated cover are available



**Food Suction and delivery Hose 150Psi**

Item code	I.D		O.D	W.P		B.P		L	
	inch	mm	mm	bar	psi	bar	psi	m	ft
FSH019	3/4"	19.1	31	10	150	30	450	61	200
FSH025	1"	25.4	37	10	150	30	450	61	200
FSH032	1-1/4"	31.8	44	10	150	30	450	61	200
FSH038	1-1/2"	38.1	51	10	150	30	450	61	200
FSH050	2"	50.8	64	10	150	30	450	61	200
FSH064	2-1/2"	63.5	80	10	150	30	450	61	200
FSH076	3"	76.2	92	10	150	30	450	61	200
FSH089	3-1/2"	89	105	10	150	30	450	61	200
FSH102	4"	101.6	120	10	150	30	450	61	200
FSH125	5"	125	145	10	150	30	450	30.5	100
FSH152	6"	152	172	10	150	30	450	30.5	100

**Food Suction and delivery Hose 250Psi**

Item Code	I.D		O.D	W.P		B.P		L	
	inch	mm	mm	bar	psi	bar	psi	m	ft
FSH2019	3/4"	19.1	32	17	250	51	750	61	200
FSH2025	1"	25.4	38	17	250	51	750	61	200
FSH2032	1-1/4"	31.8	46	17	250	51	750	61	200
FSH2038	1-1/2"	38.1	53	17	250	51	750	61	200
FSH2050	2"	50.8	67	17	250	51	750	61	200
FSH2064	2-1/2"	63.5	81	17	250	51	750	61	200
FSH2076	3"	76.2	93	17	250	51	750	61	200
FSH2089	3-1/2"	89	107	17	250	51	750	61	200
FSH2102	4"	101.6	122	17	250	51	750	61	200
FSH2125	5"	125	147	17	250	51	750	30.5	100
FSH2152	6"	152	174	17	250	51	750	30.5	100

## RUBBER OXYGEN /ACETYLENE HOSE 300 PSI

**Construction:**

Tube:Black, smooth, synthetic rubber

Reinforcement:High strength synthetic plies

Cover:Blue/green/red, smooth, synthetic rubber

**Application:**

Designed for welding, cutting and allied processes. Specific welding hose cartering for oxygen, carbon dioxide, nitrogen, argon and fuel gases including acetylene, natural gas, methane and propane available upon request.

**Temperature:**

-32°C (-90 °F ) to 80°C (+176 °F)

**Characteristics:**

- Anti abrasion smooth cover
- Weather and ozone resistant cover
- Flexible,light weight,less distortion



**Oxygen Hose 300PSI**

Item code	I.D		O.D	W.P		B.P		L	
	inch	mm	mm	bar	psi	bar	psi	m	ft
OXYH005	3/16"	4.8	12	20	300	60	900	100	330
OXYH006	1/4"	6.4	13	20	300	60	900	100	330
OXYH008	5/16"	7.9	15	20	300	60	900	100	330
OXYH010	3/8"	9.5	17	20	300	60	900	100	330
OXYH012	1/2"	12.7	21	20	300	60	900	100	330
OXYH016	5/8"	15.9	26	20	300	60	900	100	330
OXYH019	3/4"	19.1	29	20	300	60	900	100	330
OXYH025	1"	25.4	36	20	300	60	900	100	330

**Acetylene Hose 300PSI**

Item code	I.D		O.D	W.P		B.P		L	
	inch	mm	mm	bar	psi	bar	psi	m	ft
ACEH005	3/16"	4.8	12	20	300	60	900	100	330
ACEH006	1/4"	6.4	13	20	300	60	900	100	330
ACEH008	5/16"	7.9	15	20	300	60	900	100	330
ACEH010	3/8"	9.5	17	20	300	60	900	100	330
ACEH012	1/2"	12.7	21	20	300	60	900	100	330
ACEH016	5/8"	15.9	26	20	300	60	900	100	330
ACEH019	3/4"	19.1	29	20	300	60	900	100	330
ACEH025	1"	25.4	36	20	300	60	900	100	330

## RUBBER TWIN WELDING HOSE 300 PSI

**Construction:**

Tube : Black, smooth, synthetic rubber  
 Reinforcement: High strength synthetic yarn braiding  
 Cover: Blue/green/red, smooth, synthetic rubber

**Application:**

Designed for welding, cutting and allied processes. Specific welding hose carting for oxygen, carbon dioxide, nitrogen, argon and fuel gases including acetylene, natural gas, methane and propane available upon request.

**Temperature:** -32°C (-90 °F ) to 80°C (+176 °F)

**Characteristics:**

- Anti abrasion smooth cover
- Weather and ozone resistant cover
- Flexible, light weight, less distortion.



Item code	I.D		O.D	W.P		B.P		L	
	inch	mm	mm	bar	psi	bar	psi	m	ft
TWH005	3/16"	4.8+4.8	12+12	20	300	60	900	100	330
TWH006	1/4"	6.4+6.4	13+13	20	300	60	900	100	330
TWH008	5/16"	7.9+7.9	15+15	20	300	60	900	100	330
TWH810	5/16"+3/8"	7.9+9.5	15+17	20	300	60	900	100	330
TWH010	3/8"	9.5+9.5	17+17	20	300	60	900	100	330

## RUBBER LPG/ PROPAN/GAS HOSE 300 PSI

**Construction:**

Tube: Black, smooth, Nitrile synthetic rubber  
 Reinforcement: High strength synthetic yarn braiding  
 Cover: orange/red/black, smooth, synthetic rubber NBR or chloroprene CR

**Application:**

For commercial and family gas cooker oven, the connection of gas system of industrial device. Transport media: LPG, CNG, CH4 etc

**Temperature:** -32°C (-90 °F ) to 80°C (+176 °F)

**Characteristics:**

- Anti abrasion smooth cover
- Weather and ozone resistant cover
- Flexible, light weight, less distortion
- Certification: ISO3821, EN559



Item code	I.D		O.D	W.P		B.P		L	
	inch	mm	mm	bar	PSI	bar	PSI	m	ft
GASH005	3/16"	4.8	12	20	300	60	900	100	330
GASH006	1/4"	6.4	13	20	300	60	900	100	330
GASH008	5/16"	7.9	15	20	300	60	900	100	330
GASH010	3/8"	9.5	17	20	300	60	900	100	330
GASH012	1/2"	12.7	21	20	300	60	900	100	330



## RUBBER SANDBLAST HOSE 12BAR



**Construction:**

Tube: Black, smooth, NR synthetic rubber  
 Reinforcement: Multi ply High strength synthetic fabric  
 Cover: Black, smooth(wrapped), abrasion resistant NR synthetic rubber

**Application:**

Softwall abrasion resistant hose designed for the delivery of steel shots, sand, bead blasting application

**Temperature:**

-40°C to +70°C (-40 °F to +158 °F )

**Characteristics:**

- Weather resistant cover
- Excellent abrasion resistance
- Abrasion loss value: Acc DIN 53516 ≤ 60mm3

Item code	I.D		O.D	W.P		B.P		L	
	inch	mm	mm	bar	PSI	bar	PSI	m	ft
SBH012	1/2"	12.7	25	12	174	36	522	40	131
SBH016	5/8"	15.9	30	12	174	36	522	40	131
SBH019	3/4"	19.1	34	12	174	36	522	40	131
SBH025A	1"	25.4	38	12	174	36	522	40	131
SBH025B	1"	25.4	47	12	174	36	522	40	131
SBH032	1-1/4"	31.8	48	12	174	36	522	40	131
SBH038	1-1/2"	38.1	54	12	174	36	522	40	131
SBH051	2"	50.8	69	12	174	36	522	40	131
SBH064	2-1/2"	64	84	12	174	36	522	40	131
SBH076	3"	76.2	96	12	174	36	522	40	131
SBH102	4"	102	124	12	174	36	522	40	131
SBH127	5"	127	149	12	174	36	522	40	131
SBH152	6"	152	177	12	174	36	522	40	131

## BULK MATERIAL SUCTION HOSE 150PSI



**Construction:**

**Tube:** Pure gum compound

**Reinforcement:** Multi ply synthetic fabric with steel wire helix

**Cover:** Black synthetic rubber, fabric impression, corrugated or smooth.

**Application:**

For suction, discharge or gravity flow of abrasives ,dry cement,sand,gravel etc from manufacturing, sandblast recovery, mineral processing, power plants.

**Characteristic:**

- High abrasion resistant.
- Weather and ozone resistant.
- Both smooth cover or corrugated cover available
- Corrugated cover make the hose more flexible

**Temperature:** -40°C to +82°C(-40°F to +180°F)

Item code	I.D		O.D	W.P		B.P		L	
	inch	mm	mm	bar	psi	bar	psi	m	ft
BMSH032	1 1/4"	31.8	46	10	150	30	300	61	200
BMSH038	1 1/2"	38	53	10	150	30	300	61	200
BMSH051	2"	50	69	10	150	30	300	61	200
BMSH064	2-1/2"	64	83	10	150	30	300	61	200
BMSH076	3"	76	98	10	150	30	300	61	200
BMSH089	3-1/2"	89	113	10	150	30	300	61	200
BMSH102	4"	102	126	10	150	30	300	61	200
BMSH127	5"	127	153	10	150	30	300	30.5	100
BMSH152	6"	152	180	10	150	30	300	30.5	100
BMSH203	8"	203	235	10	150	30	300	12	40
BMSH254	10"	254	287	10	150	30	300	12	40
BMSH304	12"	304.8	335	10	150	30	300	12	40

## BULK MATERIAL DISCHARGE HOSE



**Construction:**

**Tube:**Black, smooth, synthetic rubber  
**Reinforcement:**High strength synthetic cord  
**Cover:**Black, smooth(wrapped finish), synthetic rubber, weathering and ozone resistant.

**Application:**

Specially designed softwall hose for delivery of dry cement, sand, gravel, etc. Equipped with excellent rebound, durability and abrasion resistant properties.

**Characteristic:**

- High abrasion resistant tube
- Weather and ozone resistant
- Light weight and flexible

**Temperature:**

-30°C (-22 °F ) to +70°C (+158 °F )

Item code	I.D		O.D	W.P		B.P		L	
	inch	mm	mm	bar	psi	bar	psi	m	ft
BMDH050	2"	50.8	68	10	150	30	450	60	200
BMDH057	2-1/4"	57.2	74	10	150	30	450	60	200
BMDH060	1-3/8"	60.3	77	10	150	30	450	60	200
BMDH063	2-1/2"	63.5	81	10	150	30	450	60	200
BMDH066	2-5/8"	66.7	84	10	150	30	450	40	130
BMDH069	2-3/4"	69.9	88	10	150	30	450	40	130
BMDH076	3"	76.2	94	10	150	30	450	60	100
BMDH089	3-1/2"	88.9	107	10	150	30	450	60	100
BMDH102	4"	101.6	120	10	150	30	450	30	100
BMDH114	4-1/2"	114.3	134	10	150	30	450	30	100
BMDH127	5"	127	148	10	150	30	450	30	100
BMDH152	6"	152.4	175	10	150	30	450	30	100
BMDH203	8"	203.2	230	10	150	30	450	30	100
BMDH254	10"	254	281	10	150	30	450	12	40
BMDH304	12"	304.8	334	10	150	30	450	12	40

## NR RUBBER TUBING FOR ABRASIVE MATERIALS-NO PRESSURE

**Construction:**

Tube: Brown, smooth, NR rubber compound, SHORE A 45  
 Cover: Black, smooth fabric impression, NR rubber compound, SHORE A 45

**Application:**

No pressure discharge hose, for silos and hopper, for abrasive material as sand, gravel, cement etc.

**Characteristic:**

- High abrasion resistant tube
- Weather and ozone resistant
- Layflat and light weight

**Temperature:** -40°C to +70°C (-40 °F to +158 °F)



Item code	I.D		O.D	L	Item code	I.D		O.D	L
	inch	mm	mm	m		inch	mm	mm	m
NPAH080	3-5/32	80	90	5/20	NPAH180	7-3/32	180	190	5/20
NPAH090	3-17/32	90	100	5/20	NPAH190	7-31/64	190	200	5/20
NPAH102	4	102	112	5/20	NPAH203	8	203	213	5/20
NPAH110	4-5/16	110	120	5/20	NPAH220	8-21/32	220	230	5/20
NPAH120	4-23/32	120	130	5/20	NPAH254	10	254	264	5/20
NPAH127	5	127	137	5/20	NPAH273	10-3/4	273	283	5/20
NPAH130	5-1/8	130	140	5/20	NPAH280	11-1/32	280	190	5/20
NPAH140	5-33/64	140	150	5/20	NPAH305	12	305	315	5/20
NPAH152	6	152	160	5/20	NPAH273	12-19/32	273	283	5/20
NPAH160	6-19/64	160	170	5/20	NPAH350	13-25/32	350	360	5/20
NPAH168	6-39/64	168	178	5/20	NPAH400	15-3/4	400	410	5/20

## SUCTION HOSE FOR STREET SWEEPERS



**Construction:**

**Tube:** Black, SBR/NR rubber compound

**Reinforcement:** High strength synthetic plies with steel wire spirals

**Cover:** Black, corrugated, cloth impression SBR/NR rubber compound, abrasion and weather resistant

**Application:**

Suction hose for highly abrasion granulates and powders. Further to the exceptional flexibility, it is also very compressible and ideal for unaligned manifolds. Used mostly on street sweepers and industrial cleaning machines

**Temperature:** -40°F+158°F

Item Code	I.D		kg	R	L
	inch	mm	kg/m	mm	mt
SSH-152	6	152.4	3.4	150	1-3
SSH-180	7	180	3.50	180	1-3
SSH-203	8	203	4.30	200	1-3
SSH-219	8 3/5	219	5.1	220	1-3
SSH-254	10	254	5.9	250	1-3
SSH-273	10 3/4	273	6.5	270	1-3
SSH-304.8	12	304.8	7	300	1-3
SSH-355.6	14	355.6	10	350	1-3

## CONCRETE PLACEMENT HOSE 800PSI

**Construction:**

Tube: Black NR/SBR rubber compound  
 Reinforcement: Multi ply synthetic fabric or steel wire braiding  
 Cover: Black, smooth cloth impression, NR/SBR rubber compound

**Application:**

These concrete hoses are high pressure pumping components designed to pump concrete and other abrasive mixtures such as plaster and wet cement at a pressure up to 800psi

**Characteristic:**

- High abrasion resistant tube
- Abrasion loss value: DIN53516 70±5mm3
- Weather and ozone resistant cover

**Temperature:** -40°C to +70°C (-40 °F to +158 °F)



Item code	I.D		O.D		W.P		L	
	mm	inch	mm		psi	bar	ft	m
CPH5551	51	2	74		800	55	200	61
CPH5576	76	3	100		800	55	200	61
CPH55102	102	4	132		800	55	200	61

## CONCRETE PLACEMENT HOSE 85BAR/1230PSI

**Construction:**

Tube: Black, smooth, Abrasion resistant NR/SBR compound  
 Reinforcement: 2"-3" : two steel wire braiding,  
 3 1/2"-6" four layers steel cords  
 Cover: Black, smooth cloth impression, NR/SBR compound abrasion cover, resistant to abrasion, cutting, gouging and weather.

**Application:**

High pressure concrete placement application.

**Characteristic:**

- High abrasion resistant tube
- Abrasion loss value: DIN53516 70±5mm3
- Weather and ozone resistant cover
- Designed for high kink resistance and perfect flow

**Temperature:** -40°C to +70°C (-40 °F to +158 °F)



Item Code	I.D		O.D		W.P		B.P		R		kg	
	inch	mm	inch	mm	psi	MPa	psi	MPa	inch	mm	kg/m	lb/ft
CPH8551	2	50.8	2.75	69.8	1230	8.5	3000	20	10.83	275	3.03	2.04
CPH8564	2 1/2	63.5	3.46	88	1230	8.5	3000	20	11.81	300	4.48	3.01
CPH8576	3	76.2	3.81	96.7	1230	8.5	3000	20	13.78	350	5.46	3.67
CPH85102	4	101.6	5.12	130	1230	8.5	3000	20	15.75	400	8.46	5.69
CPH85127	5	127	6.1	155	1230	8.5	3000	20	19.69	500	9.63	6.47
CPH85152	6	152.4	7.09	180	1230	8.5	3000	20	25.59	600	10.99	7.39

## PLASTER & GROUT HOSE 40BAR/600PSI

**Construction:**

Tube: NR/SBR synthetic rubber.  
 Reinforcement: four or six plies of synthetic textile with a static wire.  
 Cover: NR/SBR synthetic rubber, black, cloth impression.

**Application:**

Used for spraying plaster, grout, sand.

**Characteristic:**

- Ozone and weather resistant cover.
- Excellent abrasion resistance.
- Variety of applications.

**Temperature:** -40°C to +70°C (-40 °F to +158 °F )



Item Code	I.D.		O.D.	W.P.		B.P.		L	
	inch	mm	mm	psi	bar	psi	bar	m	ft
PGH025	1	25	38	600	40	1800	120	61	200
PGH032	1-1/4	32	50	600	40	1800	120	61	200
PGH038	1-1/2	38	56	600	40	1800	120	61	200
PGH051	2	51	73	600	40	1800	120	61	200
PGH064	2-1/2	64	84	600	40	1800	120	61	200
PGH076	3	76	102	600	40	1800	120	61	200
PGH089	3-1/2	89	113	600	40	1800	120	61	200
PGH102	4	102	127	600	40	1800	120	61	200

## RED GUM HEAVY DUTY VACUUM HOSE



**Construction:**

Tube: 1/4" thick red gum rubber tube for abrasion resistance.  
 Cover: Corrugated black conductive SBR/NR blend cover for abrasion and ozone resistance.  
 Reinforcement: High tensile textile fabric with embedded steel helical wire.

**General Applications:**

Material handling suction/discharge.  
 Industrial vacuum equipment applications.  
 Great hose for dry or wet abrasive materials.  
 Drill cutting suction hose in mobile drilling rigs.

**Temperature:** -40°F to +212°F

Item Code	I.D.	O.D.	W.P.	"Bend Radius"	Weight
	inch	inch	psi	inch	(lbs/ft)
HRG06	6	7.23	150	36	6.71
HRG08	8	9.36	150	56	9.97
HRG10	10	11.72	150	70	15.7

## MINING SLURRY HOSE 150 PSI

**Construction:**

Tube: Black NR/SBR rubber compound.  
 Reinforcement: Multi ply synthetic fabric with wire helix.  
 Cover:Black NR/SBR corrugated abrasion and weather resistant.

**Application:**

Slurry hoses are designed primarily for handling abrasive and viscous slurries from mine and quarries. They can also be used for handling dry materials such as sand, gravel and grains. The external bolt on the flanges allow for easy installation and uninterrupted free flow.

**Characteristic:**

- Rugged Versatile alternative to inflexible steel piping system
- Absorb system vibration and saves wear on equipment.
- Can be cut to length and assembled on-site for immediate installation
- Split flange coupling

**Temperature:**

-40°C to +82°C (-40 °F to +180 °F )



Item code	I.D.		O.D.		W.P.		B.P.		Min B.R.		Length	
	mm	inch	mm	inch	psi	bar	psi	bar	inch	mm	ft	m
MSH051	51	2	79	3.11	150	10	450	30	12	305	200	61
MSH076	76	3	118	4.65	150	10	450	30	14	356	200	61
MSH102	102	4	137	5.38	150	10	450	30	20	508	200	61
MSH127	127	5	167	6.58	150	10	450	30	26	660	200	61
MSH152	152	6	196	7.73	150	10	450	30	30	762	40	12
MSH203	203	8	255	10.02	150	10	450	30	68	1727	40	12
MSH254	254	10	302	11.89	150	10	450	30	78	1981	40	12
MSH305	305	12	349	13.74	150	10	450	30	98	2489	40	12
MSH355	355	14	416	16.36	150	10	450	30	111	2819	40	12

## PERISTALTIC PUMP HOSE

**Construction:**

Tube: Black,smooth,rubber compound  
 Reinforcement: Multi ply heavy duty synthetic cord  
 Cover:Black,wrapped,synthetic rubber

**Application:**

The peristaltic pump hoses are specifically engineered for application on peristaltic pumps,it is designed and manufactured for long operational life and minimized cost.

**Characteristic:**

- Extremely durable,high abrasion ozone & weather resistance.
- The lowest possible friction between the hose and roller

**Temperature:** -40°C to +100°C



Item Code	I.D.	O.D.	O.D.	Tolerance	Reinforcement	W.P.	LENGTH
	mm	mm	mm	mm	Ply	bar	mm
PPH1032	10	32	31/32	± 0,5	2	8	570
PPH1537	15	37	36/37	± 0,5	2	8	830
PPH2037	20	37	36/37	± 0,5	2	8	830
PPH2554	25	54	53/54	± 0,5	4	16	1,090
PPH3263	32	63	61/62	± 0,5	4	16	1,300
PPH3863	38	63	62/63	± 0,5	4	16	1,300
PPH4067	40	67	66/67	± 0,5	4	16	1,500
PPH4581	45	81	80/81	± 0,5	4	16	1,850
PPH5081	50	81	80/81	± 0,5	4	16	1,850
PPH6087	60	87	86/87	± 0,5	4	16	1,850
PPH65100	65	100	99/100	± 0,5	4	16	2,335
PPH80124	80	124	120/121	± 0,5	6	16	2,910
PPH100145	100	145	144/145	± 0,5	6	16	3,410
PPH125168	125	168	167/168	± 0,5	6	16	4,000

## LAYFLAT CEMENT DISCHARGE HOSE 60PSI

**Construction:**

Tube: Black, smooth, NR/SBR rubber compound  
 Reinforcement: 2 ply high tensile synthetic fabric  
 Cover: Black, smooth, cloth impression NR/SBR rubber compound, abrasion and weather resistant

**Application:**

Layflat delivery hose for concrete sand, gravel and general abrasive dry materials

**Characteristic:**


- High abrasion resistant tube
- Abrasion loss value: DIN53516 70±5mm3
- Weather and ozone resistant cover
- Layflat and light weight

**Temperature:** -40°C to +70°C (-40 °F to +158 °F )



Item code	I.D		O.D	W.P		B.P		L	
	inch	mm	mm	bar	psi	bar	psi	m	ft
LCDH076	3	76	86	4	60	12	180	20	65
LCDH089	3-1/2"	89	100	4	60	12	180	20	65
LCDH102	4	102	112	4	60	12	180	20	65
LCDH127	5	127	137	4	60	12	180	20	65
LCDH152	6	152	162	4	60	12	180	20	65
LCDH203	8	203	213	4	60	12	180	20	65

## PTFE HOSE





## SUCTION DREDGING HOSE



### Construction:

**Tube:** Abrasive resistant synthetic rubber with high strength breaker plies and coated with a high grade synthetic rubber interior surface.

**Reinforcement:** High tensile strength fabrics with a steel inner structure. Fully embedded steel wire coils are incorporated to achieve kink, crush and local load resistance.

**Cover:** Synthetic rubber, resistant to abrasion, weathering, sea water and oil exposure. The cover, which incorporates reinforcing breaker plies is black with a bright orange spiral stripe or coated in tough bright orange polyurethane.

### Application:

Suction dredge hoses are designed for sediment absorption along with dredging ships. It is mainly applied for river and

harbor construction, land reclamation and dredging, to extend the distance of the water dredging. The flexible and easily installed dredging hoses are abrasion and kink resistant thanks to the synthetic materials combined with the helix steel reinforcement wire. The smooth interior of the hoses helps prevent clogs and avoids damage from the abrasive materials passing through.

### Characteristic:

- Superior abrasion resistance
- Weather and sea water resistance
- Without kink and crush
- Heavy duty Max working pressure 35bar
- UV resistant cover

**Temperature:** -25°C to +80°C (-13 °F to +176 °F)

Item code	Size		W.P. bar	B.P. bar	VACUUM bar	Wear layer Thickness mm	Cover Thickness mm	Length m
	inch	mm						
SDH300	12	300	3-10	9-30	0.8	10-15	5	1-3
SDH400	16	400	3-10	9-30	0.8	10-15	5	1-3
SDH450	18	450	3-11	9-30	0.8	10-15	5	1-3
SDH500	20	500	3-10	9-30	0.8	10-15	5	1-3
SDH550	22	550	3-10	9-30	0.8	10-15	5	1-3
SDH600	24	600	3-10	9-30	0.8	10-15	5	1.5-3
SDH650	26	650	3-10	9-30	0.8	15-20	5	1.5-3
SDH700	28	700	3-10	9-30	0.8	15-20	5	1.5-3
SDH750	30	750	3-10	9-30	0.8	15-20	5	1.5-3
SDH800	32	800	3-10	9-30	0.8	15-20	5	1.5-3
SDH850	34	850	3-10	9-30	0.8	20-25	5-8	1.5-3
SDH900	36	900	3-10	9-30	0.8	20-25	5-8	2-3
SDH1000	40	1000	3-10	9-30	0.8	20-25	5-8	2-3
SDH1100	44	1100	3-10	9-30	0.8	25-30	5-8	2-3
SDH1200	48	1200	3-10	9-30	0.8	25-30	5-8	2-3
SDH1300	52	1300	3-10	9-30	0.8	25-30	5-8	2-3

## DISCHARGE DREDGING HOSE

**Construction:**

**Tube:** Synthetic abrasive resistant rubber with high strength breaker plies coated with high grade synthetic rubber to achieve maximum adhesion of the lining to the hose carcass.

**Reinforcement:** Multiple layers of high tensile reinforcing materials with outstanding resistance to fatigue. Fully embedded steel wire coils are incorporated to achieve kink, crush and local load resistance.

**Cover:** Synthetic rubber, resistant to abrasion, weathering, sea water and oil. The cover, which incorporates reinforcing breaker plies is black with a bright orange spiral stripe or coated in a tough bright orange polyurethane.

**Application:**

The discharge dredging hose is used to transport sediments along with dredging ships at port and dock, it is used for discharging of seawater, silt, sand and other dredging materials, it can be connected with pipeline well, and reduce sway for wave, so that medium can flow more smoothly.

**Characteristic:**

- Excellent stiffness and resistance to external physical damage.
- High abrasion resistance
- Weather and sea water resistance
- Heavy duty Max 35 bar working pressure
- UV resistant cover

**Temperature:**

-25°C to +80°C (-13 °F to +176 °F)



Item code	ID		W.P. bar	B.P. bar	Wear layer Thickness mm	Cover Thickness mm	Length m
	inch	mm					
DDH300	12	300	5-15	15-45	12-15	5	1.5-2.0
DDH400	16	400	5-15	15-45	12-15	5	1.5-2.0
DDH450	18	450	5-15	15-45	12-15	5	1.5-2.0
DDH500	20	500	10-20	30-60	15-20	5	1.5-2.0
DDH550	22	550	10-20	30-60	15-20	5	1.5-2.0
DDH600	24	600	15-25	45-75	15-20	5	1.5-2.0
DDH650	26	650	15-25	45-75	15-20	5	1.5-2.0
DDH700	28	700	15-25	45-75	20-25	5	1.5-2.0
DDH750	30	750	15-25	45-75	20-25	5	1.5-2.0
DDH800	32	800	15-25	45-75	25-50	5-8	1.5-2.0
DDH900	36	900	20-30	60-90	25-50	5-8	2.0-3.0
DDH1000	40	1000	25-30	75-90	25-50	5-8	2.0-3.0
DDH1100	44	1100	25-30	75-90	25-50	5-8	2.0-3.0

## FLOATING DREDGING HOSE



**Construction:**

Tube: Excellent abrasion resistant NR/SBR synthetic rubber.  
 Reinforcement: high tensile strength fabrics with helix steel wire, independent foam  
 Cover: CR synthetic rubber

**Application:**

The floating dredging hose are intended for port and dock discharging of sea water, silt, sand and other dredging application. They are commonly used in part of the construction process of docks and ports.

**Characteristic:**

- The outer cover is made from a rubber compound that is

highly resistant against weathering, UV and Ozone.

- Wear indicator layers can be implemented in the dredge hoses which transport abrasive medium.
- A single foam floating layer prevents water absorption. The hose emergence above the water is not less than 20% of the total volume.
- Custom flanges are available.

Bending angle: in working conditions, the bending angle is from 0° to +45°.

**Temperature:**

-25°C to +80°C (-13 °F to +176 °F)

Item code	I.D.		W.P. bar	B.P. bar	Min Bending Radius mm	Wear layer Thickness mm	Cover Thickness mm	Length m
	inch	mm						
FDH150	6	150	5-10	15-30	8D	10-20	8-12	11.8
FDH200	8	200	5-10	15-30	8D	10-20	8-12	11.8
FDH250	10	250	5-10	15-30	8D	10-20	8-12	11.8
FDH300	12	300	10-20	30-60	12D	12-25	10-15	11.8
FDH350	14	350	10-20	30-60	12D	12-25	10-15	11.8
FDH400	16	400	10-20	30-60	12D	12-25	10-15	11.8
FDH450	18	450	10-20	30-60	12D	12-25	10-15	11.8
FDH500	20	500	10-20	30-60	12D	12-25	10-15	11.8
FDH600	24	600	15-20	45-60	15D	20-30	12-15	11.8
FDH650	26	650	15-20	45-60	15D	20-30	12-15	11.8
FDH700	28	700	20-25	60-75	15D	30-50	15-18	11.8
FDH750	30	750	20-25	60-75	15D	30-50	15-18	11.8
FDH800	32	800	20-25	60-75	15D	30-50	15-18	11.8
FDH850	34	850	20-25	60-75	15D	30-50	15-18	11.8
FDH900	36	900	25-30	75-90	15D	30-50	18-20	11.8
FDH1000	40	1000	25-30	75-90	15D	50-75	18-20	11.8
FDH1100	44	1100	25-30	75-90	15D	50-75	18-20	11.8

## MINING HOSE AND EXPANSION JOINTS



DOUBLE ARCH EXPANSION JOINT  
DN50-1500 (2-60")



REDUCER EXPANSION JOINT  
DN50-1500 (2-60")



RESTRAINED EXPANSION JOINT  
DN50-1500 (2-60")



SINGLE ARCH EXPANSION JOINT  
DN50-1500 (2-60")



TRIPLE ARCH EXPANSION JOINT  
DN50-1500 (2-60")



VIBRATION JOINT  
DN50-1500 (2-60")

## MINING HOSE AND EXPANSION JOINTS



REDUCER MINING HOSE  
DN50-1500 (2-60")



Y TYPE MINING HOSE  
DN50-1500 (2-60")



HARD WALL MINING HOSE  
DN50-1500 (2-60")



SOFT WALL MINING HOSE  
DN50-1500 (2-60")



BEND MINING HOSE  
DN50-1500 (2-60")



SUPER FLEXIBLE MINING HOSE  
DN50-1500 (2-60")

# STEAM HOSE

## EPDM STEAM HOSE 230°C



**Construction:**

Tube: Synthetic rubber EPDM  
 Reinforcement: high tensile wire braiding  
 Cover: Red or blue, pin pricked smooth (wrapped finish)  
 ,EPDM rubber

**Application:**

The steam hose is used for the saturated steam in chemical

industry, petroleum industry, shipbuilding industry

**Characteristic:**

- Excellent resistance to high temperature
- Weathering and ozoen resistance
- High abrasion resistant cover
- Anti aging, long service life

Item code	I.D		O.D	W.P		B.P		mm	kg/m
	mm	inch	mm	bar	psi	bar	psi		
RSTH2010	10	3/8"	21	17	250	170	2500	50	0.45
RSTH2012	12	1/2"	25	17	250	170	2500	60	0.53
RSTH2016	16	5/8"	28	17	250	170	2500	70	0.6
RSTH2019	19	3/4"	32	17	250	170	2500	80	0.68
RSTH2025	25	1"	39	17	250	170	2500	110	0.9
RSTH2032	32	1 1/4"	46	17	250	170	2500	150	1.3
RSTH2038	38	1 1/2"	54	17	250	170	2500	180	1.6
RSTH2051	51	2"	67	17	250	170	2500	245	2.2
RSTH2064	64	2 1/2"	83	17	250	170	2500	300	3.8
RSTH2076	76	3"	95	17	250	170	2500	400	4.6
RSTH2089	89	3 1/2"	110	17	250	170	2500	500	5.2
RSTH2102	102	4"	124	17	250	170	2500	600	6.5

## EPDM STEAM HOSE 170°C

**Construction:**

Tube: Black EPDM rubber.  
 Reinforcement: Multiple layers of heat resistant textile cord.  
 Cover: Black EPDM rubber (wrapped finish; pin pricked to prevent blistering).

**Temperature:** -30°C (-22°F) to +170°C (338°F)

**Application:**

Hot water hose suitable for many applications in automobile industry, cleaning equipment, cooling systems

**Characteristic:**

resistant to heat, ozone, anti-freeze, and weathering



Item code	I.D		O.D	W.P	kg	L
	inch	mm	mm	psi	kg/m	m
RSTH1225	1/2"	12	25	100	0.00	15/30/60
RSTH1628	5/8"	16	28	100	0.00	15/30/60
RSTH1932	3/4"	19	32	100	0.00	15/30/60
RSTH2539	1"	25	39	100	0.00	15/30/60
RSTH3854	1-1/2"	38	54	100	0.00	15/30/60
RSTH5167	2"	51	67	100	0.00	15/30/60

## SAE100 R1AT/EN 853 1SN

### ONE LAYER STEEL WIRE REINFORCED, HYDRAULIC HOSE

**INNER TUBE:**oil resistant synthetic nitrile rubber

**REINFORCEMENT:**single layer of steel wire braided

**COVER:**Black, oil resistant, synthetic rubber.

**APPLICATION:**

Medium pressure hydraulic lines. Meets or exceeds the requirements of SAE 100 R1 Type AT and performance requirements of EN 853 1SN.

Mine hydraulic support, oilfield extraction machinery, mine/ road/ construction machinery.

**SURFACE:**wrapped surface,smooth surface

**TEMPERATURE RANGE:**-40°C (-104 °F ) to +100°C (+212 °F)



#### SAE 100 R1 AT

Item Code	Metric Size	Inch Size	SAE Dash size	I.D		REINFORCEMENT W.D		O.D		W.P		B.P	kg
				(mm)		(mm)		(mm)		Mpa			
				Min	Max	Min	Max	Max	Mpa	Psi			
R1-05	5.0	3/16"	03	4.6	5.4	8.9	10.1	12.5	21.0	3150	84.0	90	0.20
R1-06	6.3	1/4"	04	6.2	7.0	10.6	11.7	14.1	19.2	2880	77.0	100	0.25
R1-08	8.0	5/16"	05	7.7	8.5	12.1	13.3	15.7	17.5	2625	70.0	115	0.31
R1-10	10.0	3/8"	06	9.3	10.1	14.5	15.7	18.1	15.7	2355	63.0	125	0.36
R1-13	12.5	1/2"	08	12.3	13.5	17.5	19.0	21.5	14.0	2100	56.0	180	0.45
R1-16	16.0	5/8"	10	15.5	16.7	20.6	22.2	24.7	10.5	1575	42.0	205	0.52
R1-19	19.0	3/4"	12	18.6	19.8	24.6	26.2	28.6	8.7	1305	35.0	240	0.65
R1-25	25.0	1	16	25.0	26.4	32.5	34.1	36.6	7.0	1050	28.0	300	0.91
R1-32	31.5	1.1/4"	20	31.4	33.0	39.3	41.7	44.8	4.3	645	17.5	420	1.30
R1-38	38.0	1.1/2"	24	37.7	39.3	45.6	48.0	52.0	3.5	525	14.0	500	1.70
R1-51	51.0	2	30	50.4	52.0	58.7	61.7	65.9	2.6	390	10.5	630	2.00

#### EN 853 1SN

Item Code	Metric Size	Inch Size	SAE Dash size	I.D		REINFORCEMENT W.D		O.D		W.P		B.P	kg
				(mm)		(mm)		(mm)		Mpa			
				Min	Max	Min	Max	Max	Mpa	Psi			
1SN-05	5.0	3/16"	03	4.6	5.4	9.0	10.0	12.5	25.0	3750	100	90	0.20
1SN-06	6.3	1/4"	04	6.2	7.0	10.6	11.6	14.1	22.5	3375	90	100	0.25
1SN-08	8.0	5/16"	05	7.7	8.5	12.1	13.3	15.7	21.5	3225	85	115	0.31
1SN-10	10.0	3/8"	06	9.3	10.1	14.5	15.7	18.1	18.0	2700	72	130	0.36
1SN-13	12.5	1/2"	08	12.3	13.5	17.5	19.1	21.4	16.0	2400	64	180	0.45
1SN-16	16.0	5/8"	10	15.5	16.7	20.6	22.2	24.5	13.0	1950	52	200	0.52
1SN-19	19.0	3/4"	12	18.6	19.8	24.6	26.2	28.5	10.5	1575	42	240	0.65
1SN-25	25.0	1	16	25.0	26.4	32.5	34.1	36.6	8.8	1320	35	300	0.91
1SN-32	31.5	1.1/4"	20	31.4	33.0	39.3	41.7	44.8	6.3	945	25	420	1.30
1SN-38	38.0	1.1/2"	24	37.7	39.3	45.6	48.0	52.1	5.0	750	20	500	1.70
1SN-51	51.0	2	30	50.4	52.0	58.7	61.7	65.5	4.0	600	16	630	2.00

## SAE100 R2AT/EN 853 2SN

### TWO LAYER STEEL WIRE REINFORCED, HYDRAULIC HOSE

**INNER TUBE:**oil resistant synthetic nitrile rubber

**REINFORCEMENT:**two layers of steel wire braided

**COVER:**oil and weather resistant synthetic rubber

**APPLICATION:**High-pressure hydraulic lines. Meets or exceeds the requirements of SAE 100R2AT performance requirements of EN853 2SN. For high pressure hydraulic systems in industry and agriculture.

**SURFACE:**wrapped surface,smooth surface

**TEMPERATURE RANGE:**40°C (-104 °F ) to 100°C (+212 °F )



#### SAE 100 R2 AT

Item Code	Metric Size	Inch Size	SAE Dash size	I.D		REINFORCEMENT W.D		O.D	W.P		B.P	kg	
	mm	Inch		(mm)		(mm)		(mm)	Mpa	Psi	Mpa		
	mm	Inch	Dash	Min	Max	Min	Max	Max	Mpa	Psi	Mpa	mm	Kg/m
R2-05	5.0	3/16"	03	4.6	5.4	10.6	11.7	14.1	35.0	5250	140.0	90	0.32
R2-06	6.3	1/4"	04	6.2	7.0	12.1	13.3	15.7	35.0	5250	140.0	100	0.36
R2-08	8.0	5/16"	05	7.7	8.5	13.7	14.9	17.3	29.7	4455	119.0	115	0.45
R2-10	10.0	3/8"	06	9.3	10.1	16.1	17.3	19.7	28.0	4200	112.0	125	0.54
R2-13	12.5	1/2"	08	12.3	13.5	19.0	20.6	23.1	24.5	3675	98.0	180	0.68
R2-16	16.0	5/8"	10	15.5	16.7	22.2	23.8	26.3	19.2	2880	77.0	205	0.80
R2-19	19.0	3/4"	12	18.6	19.8	26.2	27.8	30.2	15.7	2355	63.0	240	0.94
R2-25	25.0	1	16	25.0	26.4	34.1	35.7	38.9	14.0	2100	56.0	300	1.35
R2-32	31.5	1.1/4"	20	31.4	33.0	43.2	45.6	49.6	11.3	1695	45.5	420	2.15
R2-38	38.0	1.1/2"	24	37.7	39.3	49.6	52.0	56.0	8.7	1305	43.5	500	2.65
R2-51	51.0	2	30	50.4	52.0	62.3	64.7	68.6	7.8	1170	31.5	630	3.42

#### EN 853 2SN

Item Code	Metric Size	Inch Size	SAE Dash size	I.D		REINFORCEMENT W.D		O.D	W.P		B.P	kg	
	mm	Inch		(mm)		(mm)		(mm)	Mpa	Psi	Mpa		
	mm	Inch	Dash	Min	Max	Min	Max	Max	Mpa	Psi	Mpa	mm	Kg/m
2SN-05	5.0	3/16"	03	4.6	5.4	10.6	<b>11.6</b>	14.1	41.5	6225	165	90	0.32
2SN-06	6.3	1/4"	04	6.2	7.0	12.1	13.3	15.7	40.0	6000	160	100	0.36
2SN-08	8.0	5/16"	05	7.7	8.5	13.7	14.9	17.3	35.0	5250	140	115	0.45
2SN-10	10.0	3/8"	06	9.3	10.1	16.1	17.3	19.7	33.0	4950	132	130	0.54
2SN-13	12.5	1/2"	08	12.3	13.5	19.0	20.6	23.0	27.5	4125	110	180	0.68
2SN-16	16.0	5/8"	10	15.5	16.7	22.2	23.8	26.2	25.0	3750	100	200	0.80
2SN-19	19.0	3/4"	12	18.6	19.8	26.2	27.8	30.1	21.5	3225	85	240	0.94
2SN-25	25.0	1	16	25.0	26.4	34.1	35.7	38.9	16.5	2475	65	300	1.35
2SN-31	31.5	1.1/4"	20	31.4	33.0	43.3	45.6	49.5	12.5	1875	50	420	2.15
2SN-38	38.0	1.1/2"	24	37.7	39.3	49.6	52.0	55.9	9.0	1350	36	500	2.65
2SN-51	51.0	2	30	50.4	52.0	62.3	64.7	68.6	8.0	1200	32	630	3.42



## BLUE HIGH TEMPERATURE HYDRAULIC OIL HOSE

**Construction:**

Tube: oil resistant synthetic nitrile rubber

Reinforcement: 1 or 2 layer steel wire braiding

Cover: oil resistant synthetic nitrile rubber

**Application:** The high temperature resistant high pressure hose is designed for petroleum and fire-resistant hydraulic fluids, fuel and lubricating oils, gasoline, water and other industrial fluids.

**Characteristics:**

- High temperature resistant range up to +150°C
- Excellent Anti aging and abrasion resistance.
- UV and ozone resistant.

**Temperature:** -40°C to +150°C (-40°F to +302°F)



### SAE 100R1AT, EN 853 1SN TYPE, BLUE SINGLE WIRE BRAID HOSE

Item Code	I.D		O.D		W.P		B.P		R		kg	
	mm	in	mm	in	bar	psi	bar	psi	mm	in	Kg/m	lbs/ft
HR1-06	6.4	1/4	13.5	0.53	225	3,250	900	13,000	100	4	0.25	0.17
HR1-10	9.5	3/8	17.5	0.69	215	3,125	860	12,500	125	5	0.37	0.25
HR1-12	12.7	1/2	20.6	0.81	175	2,550	700	10,200	180	7	0.45	0.3
HR1-16	16	5/8	23.9	0.94	140	2,050	560	8,200	205	8	0.54	0.36
HR1-19	19.1	3/4	27.7	1.09	125	1,800	500	7,200	240	9.5	0.68	0.46
HR1-25	25.4	1	35.8	1.41	90	1,300	360	5,200	300	12	0.98	0.66
HR1-32	31.8	1-1/4	43.9	1.73	65	950	260	3,800	420	16.5	1.26	0.85
HR1-38	38.1	1-1/2	50.6	1.99	50	725	200	2,900	500	19.69	1.58	1.06
HR1-51	50.8	2	64	2.52	40	580	160	2,320	630	24.8	2.04	1.37

### SAE 100R2AT, EN 853 2SN TYPE, BLUE DOUBLE WIRE BRAID HOSE

Item Code	I.D		O.D		W.P		B.P		R		kg	
	mm	in	mm	in	bar	psi	bar	psi	mm	in	Kg/m	lbs/ft
HR2-06	6.4	1/4	15.2	0.6	400	5,800	1,600	23,200	102	4.02	0.4	0.27
HR2-10	9.5	3/8	19.1	0.75	345	5,000	1,380	20,000	125	4.92	0.6	0.39
HR2-12	12.7	1/2	22.1	0.87	293	4,250	1,172	17,000	180	7.09	0.68	0.46
HR2-16	16	5/8	25.2	0.99	250	3,650	1,000	14,600	205	8.07	0.8	0.54
HR2-19	19.1	3/4	29.5	1.16	215	3,125	860	12,500	240	9.45	1	0.67
HR2-25	25.4	1	37.9	1.49	175	2,550	700	10,200	300	11.81	1.44	0.97
HR2-32	31.8	1-1/4	48.8	1.92	155	2,250	620	9,000	420	16.54	2.39	1.6
HR2-38	38.1	1-1/2	54.6	2.15	125	1,800	500	7,200	500	19.68	2.6	1.74
HR2-51	50.8	2	67.8	2.67	105	1,525	420	6,100	630	24.8	3.38	2.27

## SAE100 R3/EN 854 R3

### TWO LAYER FIBER BRAID HYDRAULIC HOSE

- INNER TUBE:**oil resistant synthetic nitrile rubber
- REINFORCEMENT:**two layers of high strength fiber braided
- COVER:**oil and weather resistant synthetic rubber
- APPLICATION:**petroleum base and water base hydraulic fluids
- SURFACE:**wrapped surface,smooth surface
- TEMPERATURE RANGE:**-40°C (-104 °F ) to +100°C (+212 °F)



Item Code	Metric Size	Inch Size	SAE Dash Size	I.D		O.D		Max W.P		Min B.P	Min B.R	W.T
	mm	Inch		Standard(mm)		Standard(mm)		Mpa	Psi			
			Dash	Min	Max	Min	Max			Mpa	mm	Kg/m
R3-05	5	3/16	03	4.5	5.4	11.9	13.5	10.5	1520	42.0	75	0.16
R3-06	6.3	1/4	04	6.1	7.0	13.5	15.1	8.7	1260	34.8	75	0.19
R3-08	8	5/16	05	7.6	8.5	16.7	18.3	8.4	1220	33.6	100	0.25
R3-10	10	3/8	06	9.2	10.1	18.3	19.8	7.8	1130	31.2	100	0.29
R3-12	12.5	1/2	08	12.4	13.5	23.0	24.6	7.0	1020	28.0	125	0.41
R3-16	16	5/8	10	15.6	16.7	26.2	27.8	6.1	880	24.4	140	0.49
R3-19	19	3/4	12	18.7	19.8	31.0	32.5	5.2	750	20.8	150	0.66
R3-25	25	1	16	25.1	26.2	36.9	39.3	3.9	570	15.6	205	0.81
R3-32	31.8	1-1/4	20	31.4	32.9	42.9	46.0	2.6	380	10.4	250	0.97

## SAE100 R4

### EMBEDED WIRE HELIX HYDRAULIC OIL SUCTION HOSE

- INNER TUBE:**oil resistant synthetic nitrile rubber
- REINFORCEMENT:**2 layer or 4 layers of high strength synthetic textile and helix steel wire
- COVER:**oil and weather resistant synthetic rubber
- APPLICATION:**petroleum base and water base hydraulic fluids
- SURFACE:**wrapped surface
- TEMPERATURE RANGE:**-40°C (-104 °F ) to +100°C (+212 °F)



Item Code	Metric Size	Inch Size	SAE Dash Size	I.D.		O.D	Max W.P		Min B.P	Min B.R	W.T
	mm	Inch		Standard (mm)		Standard (mm)	Mpa	Psi			
			Dash	Min	Max	Min	Max			Mpa	mm
R4-19	19	3/4	12	18.2	19.8	34.9	2.1	305	8.4	125	0.81
R4-25	25	1	16	24.6	26.2	41.3	1.7	250	6.8	150	0.97
R4-32	31.8	1-1/4	20	30.6	33.0	50.8	1.4	200	5.6	200	1.24
R4-38	38	1-1/2	24	36.9	39.3	57.2	1.1	150	4.2	255	1.50
R4-51	51	2	32	49.2	52.4	69.9	0.7	100	2.8	300	1.89
R4-63	63	2-1/2	40	61.9	65.1	82.6	0.4	60	1.6	355	2.54
R4-76	76	3	48	74.6	77.8	95.3	0.4	60	1.6	460	3.20
R4-89	89	3-1/2	56	87.3	90.5	107.9	0.3	40	1.2	530	3.84

## SAE100 R5

### ONE LAYER WIRE BRAID, TEXTILE COVERED HYDRAULIC HOSE

- INNER TUBE:**oil resistant synthetic nitrile rubber
- REINFORCEMENT:**single layer of steel wire braided
- COVER:**single layer of fibre braided
- APPLICATION:**petroleum base and water base hydraulic fluids
- TEMPERATURE RANGE:**-40°C (-104 °F ) to +100°C (+212 °F)



Item Code	Metric Size	Inch Size	SAE Dash Size	I.D		O.D		Max W.P		Min B.P	Min B.R	W.T
	mm	Inch		Standard(mm)		Standard(mm)		Mpa	Psi			
			Dash	Min	Max	Min	Max			Mpa	mm	Kg/m
R5-05	5	3/16	03	4.8	5.5	12.7	13.7	21.0	3050	84.0	75	0.22
R5-06	6.4	1/4	04	6.4	7.2	14.3	15.3	21.0	3050	84.0	85	0.26
R5-08	8	5/16	05	7.9	8.7	16.7	17.6	15.7	2280	62.8	100	0.32
R5-11	11	13/32	06	10.3	11.1	18.9	20.0	14.0	2030	56.0	115	0.37
R5-12	12.5	1/2	08	12.7	13.7	22.8	24.0	12.2	1770	48.8	140	0.55
R5-16	16	5/8	10	15.9	17.0	26.8	28.0	10.5	1520	42.0	165	0.63
R5-22	22	7/8	14	22.2	23.3	30.6	32.2	5.6	810	22.4	185	0.70
R5-29	29	1-1/8	18	28.6	29.8	37.3	38.9	4.3	620	17.2	230	0.83
R5-35	35	1-3/8	22	34.9	36.1	43.7	45.2	3.5	510	14.0	265	0.98
R5-46	46	1-13/16	29	46.0	47.2	55.2	57.6	2.4	350	9.6	335	1.37
R5-60	60	2-3/8	38	60.3	61.9	71.8	74.2	2.4	350	9.6	610	1.89
R5-76	76	3	48	76.2	77.8	89.3	91.7	1.4	200	5.6	840	2.71

## SAE100 R6/EN854 R6

### ONE LAYER FIBER BRAID HYDRAULIC HOSE

- INNER TUBE:**oil resistant synthetic nitrile rubber
- REINFORCEMENT:**single layer of fibre braided
- COVER:**oil and weather resistant synthetic rubber
- APPLICATION:**petroleum base and water base hydraulic fluids
- TEMPERATURE RANGE:**-40°C (-104 °F ) to +100°C (+212 °F)



Item Code	Metric Size	Inch Size	SAE Dash Size	I.D		O.D		Max W.P		Min B.P	Min B.R	W.T
	mm	Inch		Standard(mm)		Standard(mm)		Mpa	Psi			
			Dash	Min	Max	Min	Max			Mpa	mm	Kg/m
R6-05	5	3/16	03	4.2	5.4	10.3	11.9	3.5	510	14.0	50	0.12
R6-06	6.3	1/4	04	5.6	7.2	11.9	13.5	2.8	410	11.2	65	0.15
R6-08	8	5/16	05	7.2	8.8	13.5	15.1	2.8	410	11.2	75	0.18
R6-10	10	3/8	06	8.7	10.3	15.1	16.7	2.8	410	11.2	75	0.21
R6-12	12.5	1/2	08	11.9	13.5	19.0	20.6	2.8	410	11.2	100	0.27
R6-16	16	5/8	10	15.1	16.7	22.2	23.8	2.4	350	9.6	9.6	0.32
R6-19	19	3/4	12	18.3	19.9	25.4	27.8	2.1	300	8.4	8.4	0.42

## SAE100R7/EN855 R7(FIBRE BRAID)

### FIBER BRAID(NONMETALLIC) RESIN HOE


**INNER TUBE:** Oil resistant seamless thermoplastic Polyamide (PA) tube.

**REINFORCEMENT:** one or two layer braided high tensile synthetic fibre.

**COVER:** Black high abrasion resistant polyurethane.

**APPLICATION:** Medium pressure hydraulic and pneumatic systems. Meets or exceeds SAE 100R7 requirements. For pneumatic or gaseous systems, use perforated (pin-pricked) hose.

**TEMPERATURE RANGE:**-40°C (-104 °F ) to +100°C (+212 °F)



Item Code	Metric Size	Inch Size	SAE Dash Size	I.D		Allowed Tolerance	Max W.P		Min B.P(Mpa)		Min B.R(mm)		W.T(g/m)		
	mm	Inch	Dash	Standard	Standard(mm)		one layer	two layers	one layer	two layers	one layer	two layers	one layer	two layers	
				mm	mm		mm	psi	psi	mm	mm	mm	mm		
R7f-05	5	3/16	03	4.8	10.3	10.8	±0.10	3045	3620	84.0	100.0	35	55	65	70
R7f-06	6.3	1/4	04	6.3	12.7	13.3	±0.10	2900	3980	80.0	110.0	50	75	80	125
R7f-08	8	5/16	05	7.9	14.3	15.0	±0.10	2755	3770	76.0	105.0	50	85	125	150
R7f-10	10	3/8	06	9.5	15.9	18.0	±0.10	2540	3620	70.0	100.0	80	100	140	210
R7f-12	12.5	1/2	08	12.7	19.8	21.6	±0.15	2030	3040	56.0	84.0	100	140	200	260
R7f-16	16	5/8	10	15.9	23.3	23.6	±0.15	1885	2320	52.0	64.0	160	165	260	295
R7f-19	19	3/4	12	18.9	26.5	26.4	±0.15	1305	2030	36.0	56.0	180	195	320	315
R7f-25	25	1	16	25.4	34.0	34.0	±0.20	1015	1520	28.0	42.0	250	256	400	450

## SAE100 R7/EN855 R7(STEEL WIRE BRAID)

### STEEL WIRE BRAID RESIN HOSE


**INNER TUBE:** Oil resistant seamless thermoplastic Polyamide (PA) tube.

**REINFORCEMENT:** one or two layer braided high tensile steel wire.

**COVER:** Black high abrasion resistant polyurethane.

**APPLICATION:** Medium pressure hydraulic and pneumatic systems. Meets or exceeds SAE 100R7 requirements. For pneumatic or gaseous systems, use perforated (pin-pricked) hose.

**TEMPERATURE RANGE:**40°C (-104 °F ) to 100°C (+212 °F)



Item Code	Metric Size	Inch Size	SAE Dash Size	I.D		Allowed Tolerance	Max W.P		Min B.P(Mpa)		Min B.R(mm)		W.T(g/m)		
	mm	Inch	Dash	Standard	Standard(mm)		one layer	two layers	one layer	two layers	one layer	two layers	one layer	two layers	
				mm	mm		mm	psi	psi	mm	mm	mm	mm		
R7s-06	6.3	1/4	04	6.3	12.7	13.3	±0.10	3990	5070	110.0	140.0	40	40	160	290
R7s-08	8	5/16	05	7.9	14.3	14.9	±0.10	3620	4710	100.0	130.0	55	50	215	340
R7s-10	10	3/8	06	9.5	15.9	16.7	±0.10	3260	4200	90.0	116.0	65	70	240	400
R7s-12	12.5	1/2	08	12.7	19.8	19.8	±0.15	2540	3770	70.0	105.0	85	80	310	560
R7s-16	16	5/8	10	15.9	23.3	23.3	±0.15	2030	2900	56.0	80.0	115	130	410	630
R7s-19	19	3/4	12	18.9	26.5	26.0	±0.15	1740	2540	48.0	70.0	140	160	500	750
R7s-25	25	1	16	25.4	34.0	33.0	±0.20	1450	1740	40.0	48.0	180	220	650	1000

## SAE100R7/EN855 R7(TWIN HOSE)

### FIBRE OR WIRE BRAID RESIN TWIN HOE


**INNER TUBE:** Oil resistant seamless thermoplastic Polyamide (PA) tube.

**REINFORCEMENT:** one or two layer braided high tensile synthetic fibre.

**COVER:** Black high abrasion resistant polyurethane.

**APPLICATION:** Medium pressure hydraulic and pneumatic systems. Meets or exceeds SAE 100R7 requirements. For pneumatic or gaseous systems, use perforated (pin-pricked) hose.

**TEMPERATURE RANGE:**-40°C (-104 °F ) to +100°C (+212 °F)



Item Code	Metric Size	Inch Size	SAE Dash Size	I.D	O.D	Allowed Tolerance	Max W.P		Min B.P(Mpa)		Min B.R (mm)		W.T(g/m)	
	mm	Inch		Standard	Standard		fiber braid	wire braid	F.B	W.B	F.B	W.B	F.B	W.B
	mm	Inch	Dash	mm	mm		psi	psi	F.B	W.B	F.B	W.B	F.B	W.B
R7t-06	6.3	1/4	04	6.3	12.7	±0.10	3625	3990	100.0	110.0	50	40	220	360
R7t-08	8	5/16	05	7.9	14.3	±0.10	3045	3625	80.0	100.0	50	40	250	430
R7t-10	10	3/8	06	9.5	15.9	±0.15	2540	3260	70.0	90.0	80	50	280	480
R7t-12	12.5	1/2	08	12.7	19.8	±0.15	2320	2680	65.0	65.0	100	70	400	620

## SAE100 R8/EN855 R8

### ARAMID FIBRE BRAID RESIN HOSE

**INNER TUBE:** Oil resistant seamless thermoplastic Polyamide (PA) tube.

**REINFORCEMENT:** one or two layer braided high tensile aramid fibre

**COVER:** Black high abrasion resistant polyurethane.

**APPLICATION:** Medium pressure hydraulic and pneumatic systems. Meets or exceeds SAE 100R8 requirements. For pneumatic or gaseous systems, use perforated (pin-pricked) hose.

**TEMPERATURE RANGE:**-40°C (-104 °F ) to +100°C (+212 °F)



Item Code	Metric Size	Inch Size	SAE Dash Size	I.D	O.D	Allowed Tolerance	Max W.P		Min B.P	Min B.R	W.T
	mm	Inch		Standard	Standard		Mpa	psi	Mpa	mm	
	mm	Inch	Dash	mm	mm		mm	Mpa	psi	Mpa	
R8-06	6.3	1/4	04	6.3	12.3	±0.10	38	5440	150.0	40	90
R8-08	8	5/16	05	7.9	14.3	±0.10	33	4710	130.0	45	115
R8-10	10	3/8	06	9.5	16.7	±0.15	28	4060	112.0	60	145
R8-12	12.5	1/2	08	12.7	19.8	±0.15	25	3620	100.0	80	205
R8-16	16	5/8	10	15.9	24.5	±0.15	23	3260	90.0	120	290
R8-19	19	3/4	12	18.9	28.0	±0.15	18	2540	70.0	140	345
R8-25	25	1	16	25.4	34.0	±0.20	15	2170	60.0	160	450

## SAE100R9/R10/R12

### FOUR LAYERS SPIRAL STEEL WIRE REINFORCED, HYDRAULIC HOSE

- INNER TUBE:** oil resistant synthetic nitrile rubber
- REINFORCEMENT:** 4 layer of steel wire spiral
- COVER:** oil resistant synthetic nitrile rubber
- APPLICATION:** petroleum base and water base hydraulic fluids
- TEMPERATURE RANGE:** -40°C (-104 °F) to +100°C (+212 °F)



Item Code	Metric Size	Inch Size	SAE Dash Size	I.D		W.D		O.D		Max W.P		Min B.P	Min B.R	W.T
	mm	Inch		Dash	Min	Max	Min	Max	Min	Max	Mpa			
	R12-10	10	3/8	06	9.3	10.1	16.6	17.8	19.5	21.0	28.0	4060	112.0	125
R12-12	12.5	1/2	08	12.3	13.5	19.9	21.5	23.0	24.6	28.0	4060	112.0	180	0.88
R12-16	16	5/8	10	15.5	16.7	23.8	25.4	26.5	28.2	28.0	4060	112.0	200	1.06
R12-19	19	3/4	12	18.6	19.8	26.9	28.4	29.9	31.5	28.0	4060	112.0	240	1.38
R12-25	25	1	16	25.0	26.4	34.1	35.7	36.8	39.2	28.0	4060	112.0	300	1.96
R12-31	31.8	1-1/4	20	31.4	33.0	42.7	45.1	45.4	48.6	21.0	3050	84.0	420	2.61
R12-38	38	1-1/2	24	37.7	39.3	49.2	51.6	51.9	55.0	17.5	2540	70.0	500	3.05
R12-51	51	2	32	50.8	52.0	62.5	64.8	65.1	68.3	17.5	2540	70.0	640	4.50

## SAE100 R13

### MULTIPLE LAYERS SPIRAL STEEL WIRE REINFORCED, HYDRAULIC HOSE

- INNER TUBE:** oil resistant synthetic nitrile rubber
- REINFORCEMENT:** 4 layer(3/4,1"),6 layer(1 1/4,1 1/2, 2") steel wire spiral
- COVER:** oil and weather resistant synthetic rubber
- APPLICATION:** petroleum base and water base hydraulic fluids
- SURFACE:** wrapped surface
- TEMPERATURE RANGE:** -40°C (-104 °F) to +121°C (+250 °F)



Item Code	Metric size	Inch Size	SAE Dash Size	I.D		W.D		O.D		Max W.P		Min B.P	Min B.R	W.T
	mm	Inch		Dash	Min	Max	Min	Max	Min	Max	Mpa			
	R13-19	19	3/4	12	18.6	19.8	28.2	29.8	31.0	33.2	35.0	5080	140.0	240
R13-25	25	1	16	25.0	26.4	34.1	36.0	37.6	39.8	35.0	5080	140.0	300	2.09
R13-32	32	1-1/4	20	31.4	33.0	45.6	48.0	48.3	51.3	35.0	5080	140.0	420	3.76
R13-38	38	1-1/2	24	37.7	39.3	53.1	55.5	55.8	58.8	35.0	5080	140.0	500	4.58
R13-51	51	2	32	50.4	52.0	66.9	69.3	69.5	72.7	35.0	5080	140.0	640	6.69

## SAE 100R14

### Inner Smooth Bore Hose

**Construction :**

Tube:100% PTFE resin

Cover:single or double AISI 304 or 316 stainless steel wire outer braid

**Application :**

Design being used in automotive, fluid handling, chemical transfer, paint,pharmaceutical, food & beverage processing, cosmetics and general-purpose applications.



### Inner Convuluted Hose

**Construction :**

Tube:100% PTFE resin

Cover:single or double AISI 304 or 316 stainless steel wire outer braid

**Application :**

It features excellent flexibility and kink resistance for superior performance in chemical transfer, high temperature hydraulics, and hose applications requiring tight routings, high temperature media transfer and general-purpose applications.



### Smooth Bore Hose

Item code	Size	I.D		O.D		Wall Thick-ness	W.P		B.P		Minimum Bend-ing Radius
	inch	mm	inch	mm	inch	mm	psi	bar	psi	bar	mm
SR14-35	1/8"	3.5	0.138	6.6	0.26	1	4733	326	14613	1007.76	51
SR14-48	3/16"	4.8	0.189	8	0.315	0.85	3579	247	10738	740.52	75
SR14-64	1/4"	6.4	0.252	9.2	0.362	0.85	3106	214.2	9658	666.06	81
SR14-80	5/16"	8	0.315	11	0.433	0.85	2781	191.76	8682	598.74	92
SR14-97	3/8"	9.7	0.382	12.8	0.504	0.85	2736	188.7	8223	567.12	131
SR14-127	1/2"	12.7	0.5	15.9	0.626	1	1568	108.12	6818	470.22	182
SR14-160	5/8"	16	0.63	19.2	0.756	1	1878	129.54	5650	389.64	211
SR14-190	3/4"	19	0.748	22.7	0.894	1.2	1154	79.56	3979	274.38	338
SR14-222	7/8"	22.2	0.874	26	1.024	1.2	887	61.2	2884	198.9	421
SR14-250	1"	25	0.984	29.3	0.154	1.5	592	40.8	2263	156.06	539
SR14-500	2"	50	1.969	55.6	2.189	2	444	30.6	1775	122.4	1015

### Convuluted Hose

Item code	Size	I.D		O.D		Wall Thickness	W.P		B.P		Minimum Bending Radius
	inch	mm	inch	mm	inch	mm	psi	bar	psi	bar	mm
CR14-065	1/4"	6.5	0.256	11.5	0.453	0.8	1923	133	5546	382.5	20
CR14-08	5/16"	8	0.315	12.3	0.484	0.65	1923	132.6	5324	367.2	25
CR14-10	3/8"	10	0.394	14.2	0.559	0.65	1849	127.5	5177	357	33
CR14-13	1/2"	13	0.512	17.2	0.677	0.85	1627	112.2	4881	336.6	42
CR14-16	5/8"	16	0.63	21.6	0.85	0.9	1183	81.6	3560	244.8	60
CR14-19	3/4"	19	0.748	25.3	0.996	1	1036	71.4	3108	214.2	63
CR14-25	1"	25	0.984	31	1.22	1	740	51	2219	153	79
CR14-32	1-1/4"	32	1.26	39	1.535	1.1	710	48.96	2071	142.8	125
CR14-38	1-1/2"	38	1.496	45	1.772	1.45	636	43.86	1775	122.4	145
CR14-50	2"	50	1.969	60	2.362	1.5	503	34.68	1479	102	180

## SAE 100R15

### MULTIPLE LAYERS SPIRAL STEEL WIRE REINFORCED, HYDRAULIC HOSE

**INNER TUBE:**oil resistant synthetic nitrile rubber

**REINFORCEMENT:** 4 layer(3/8-1"),6 layer(1 1/4,1 1/2) steel wire spiral

**COVER:**oil and weather resistant synthetic rubber

**APPLICATION:** petroleum base and water base hydraulic fluids

**SURFACE:**wrapped surface

**TEMPERATURE RANGE:** -40°C (-104 °F ) to +100°C (+212 °F)



Item Code	Metric Size	Inch Size	SAE Dash Size	I.D		W.D.	O.D	Max W.P		Min B.P	Min B.R	W.T
				Standard(mm)		Standard (mm)	Standard (mm)	Mpa	Psi			
	mm	inch	Dash	Min	Max	Max	Max	Mpa	Psi	Mpa	mm	Kg/m
R15-10	10	3/8	06	9.3	10.1	20.3	23.3	42.0	6090	168.0	150.0	0.91
R15-13	12.5	1/2	08	12.3	13.5	24.0	26.8	42.0	6090	168.0	200.0	1.21
R15-19	19	3/4	12	18.6	19.8	32.9	36.1	42.0	6090	168.0	265.0	2.25
R15-25	25	1	16	25.0	26.4	38.9	42.9	42.0	6090	168.0	330.0	3.12
R15-32	31.5	1-1/4	20	31.4	33.0	48.4	51.5	42.0	6090	168.0	445.0	3.87
R15-38	38	1-1/2	24	37.7	39.3	56.3	59.6	42.0	6090	168.0	530.0	5.29

## SAE 100R16

### TWO LAYERS STEEL WIRE REINFORCED HYDRAULIC HOSE

**INNER TUBE:**oil resistant synthetic nitrile rubber

**REINFORCEMENT:** two layers of steel wire braided

**COVER:**oil and weather resistant synthetic rubber

**APPLICATION:** petroleum base and water base hydraulic fluids

**SURFACE:**wrapped surface , smooth surface

**TEMPERATURE RANGE:** -40°C (-104 °F ) to +100°C (+212 °F)



Item Code	Metric Size	Inch Size	SAE Dash Size	I.D		W.D	O.D	Max W.P		Min B.P	Min B.R	W.T
				Standard(mm)		Standard (mm)	Standard (mm)	Mpa	Psi			
	mm	inch	Dash	Min	Max	Max	Max	Mpa	Psi	Mpa	mm	Kg/m
R16-06	6.3	1/4	04	6.2	7.0	12.3	14.5	35.0	5075	140.0	50.0	0.31
R16-08	8	5/16	05	7.7	8.5	13.3	15.7	29.7	4307	119.0	55.0	0.35
R16-10	10	3/8	06	9.3	10.1	15.9	18.8	28.0	4060	112.0	65.0	0.47
R16-13	12.5	1/2	08	12.3	13.5	19.0	22.0	24.5	3553	98.0	90.0	0.54
R16-16	16	5/8	10	15.5	16.7	22.6	25.4	19.2	2784	77.0	100.0	0.7
R16-19	19	3/4	12	18.6	19.8	26.3	29.0	15.7	2277	63.0	120.0	0.86
R16-25	25	1	16	25.0	26.4	34.0	36.6	14.0	2030	56.0	150.0	1.2
R16-32	31.5	1-1/4	20	31.4	33.0	41.9	44.3	11.3	1639	45.0	210.0	1.6



## SAE 100R17

### ONE LAYER OR TWO LAYERS STEEL WIRE REINFORCED, HYDRAULIC HOSE

- INNER TUBE:** oil resistant synthetic nitrile rubber
- REINFORCEMENT:** one layer (1/4-1/2"), two Layer (5/8-1") of high-tensile steel wire braided
- COVER:** oil and weather resistant synthetic rubber
- APPLICATION:** petroleum base and water base hydraulic fluids
- SURFACE:** wrapped surface, smooth surface
- TEMPERATURE RANGE:** -40°C (-104 °F ) to +100°C (+212 °F)



Item Code	Metric Size	Inch Size	SAE Dash Size	I.D		W.D	O.D	Max W.P		Min B.P	Min B.R	W.T
	mm	inch		(mm)		(mm)	(mm)	Mpa	Psi	Mpa	mm	Kg/m
	mm	inch	Dash	Min	Max	Max	Max	Mpa	Psi	Mpa	mm	Kg/m
R17-05	5	3/16	03	4.6	5.4	10.1	11.6	21.0	3045	84.0	45	0.18
R17-06	6.3	1/4	04	6.2	7.0	11.0	13.2	21.0	3045	84.0	50	0.21
R17-08	8	5/16	05	7.7	8.5	13.0	15.0	21.0	3045	84.0	55	0.26
R17-10	10	3/8	06	9.3	10.1	15.0	17.0	21.0	3045	84.0	65	0.32
R17-13	12.5	1/2	08	12.3	13.5	18.8	21.1	21.0	3045	84.0	90	0.42
R17-16	16	5/8	10	15.5	16.7	23.6	25.9	21.0	3045	84.0	100	0.73
R17-19	19	3/4	12	18.6	19.8	27.7	30.3	21.0	3045	84.0	120	0.93
R17-25	25	1	16	25.0	26.4	35.6	38.6	21.0	3045	84.0	150	1.32

## EN854 1TE

### LOW PRESSURE, TEXTILE REINFORCED HYDRAULIC RUBBER HOSE

- INNER TUBE:** oil resistant synthetic nitrile rubber
- REINFORCEMENT:** one layer textile yarn braided
- COVER:** oil and weather resistant synthetic rubber
- APPLICATION:** petroleum-based hydraulic fluids under medium pressure
- SURFACE:** wrapped surface , smooth surface
- TEMPERATURE RANGE:** -40°C (-104 °F ) to +100°C (+212 °F)



Item Code	Metric Size	Inch Size	SAE Dash Size	I.D		O.D		Max W.P		Min B.P	Min B.R	W.T
	mm	inch		(mm)		(mm)		Mpa	Psi	Mpa	mm	Kg/m
	mm	inch	Dash	Min	Max	Min	Max	Mpa	Psi	Mpa	mm	Kg/m
1TE-05	5	3/16	03	4.4	5.2	10.0	11.6	2.5	360.0	10.0	35.0	0.12
1TE-06	6.3	1/4	04	5.9	6.9	11.6	13.2	2.5	360.0	10.0	45.0	0.13
1TE-08	8	5/16	05	7.4	8.4	13.1	14.7	2.0	290.0	8.0	65.0	0.16
1TE-10	10	3/8	06	9.0	10.0	14.7	16.3	2.0	290.0	8.0	75.0	0.18
1TE-13	12.5	1/2	08	12.1	13.3	17.7	19.7	1.6	230.0	6.4	90.0	0.23
1TE-16	16	5/8	10	15.3	16.5	21.9	23.9	1.6	230.0	6.4	115.0	0.3

## EN 854 2TE

### MEDIUM PRESSURE TEXTILE REINFORCED HYDRAULIC RUBBER HOSE

**INNER TUBE:**oil resistant synthetic nitrile rubber

**REINFORCEMENT:** two layers of fibre braided

**COVER:**oil and weather resistant synthetic rubber

**APPLICATION:** petroleum-based hydraulic fluids under medium pressure

**SURFACE:**wrapped surface , smooth surface

**TEMPERATURE RANGE:** -40°C (-104 °F ) to +100°C (+212 °F)



Item Code	Metric Size	Inch Size	SAE Dash Size	I.D (mm)		O.D (mm)		Max W.P		Min B.P	Min B.R	W.T
	mm	inch	Dash	Min	Max	Min	Max	Mpa	Psi	Mpa	mm	Kg/m
2TE-05	5	3/16	03	4.4	5.2	11.0	12.6	8.0	1160	32.0	25.0	0.13
2TE-06	6.3	1/4	04	5.9	6.9	12.6	14.2	7.5	1090	30.0	40.0	0.16
2TE-08	8	5/16	05	7.4	8.4	14.1	15.7	6.8	990	27.2	50.0	0.18
2TE-10	10	3/8	06	9.0	10.0	15.7	17.3	6.3	910	25.2	60.0	0.21
2TE-13	12.5	1/2	08	12.1	13.3	18.7	20.7	5.8	840	23.2	70.0	0.27
2TE-16	16	5/8	10	15.3	16.5	22.9	24.9	5.0	730	20.0	90.0	0.34
2TE-19	19	3/4	12	18.2	19.8	26.0	28.0	4.5	650	18.0	110.0	0.41
2TE-25	25	1	16	24.6	26.2	32.9	35.9	4.0	580	16.0	150.0	0.58

## EN854 3TE

### HIGH PRESSURE, TEXTILE REINFORCED HYDRAULIC RUBBER HOSE

**INNER TUBE:**oil resistant synthetic nitrile rubber

**REINFORCEMENT:** two layers of fibre braided

**COVER:**oil and weather resistant synthetic rubber

**APPLICATION:** petroleum-based hydraulic fluids under medium pressure

**SURFACE:**wrapped surface , smooth surface

**TEMPERATURE RANGE:** -40°C (-104 °F ) to +100°C (+212 °F)



Item Code	Metric Size	Inch Size	SAE Dash Size	I.D (mm)		O.D (mm)		Max W.P		Min B.P	Min B.R	W.T
	mm	inch	Dash	Min	Max	Min	Max	Mpa	Psi	Mpa	mm	Kg/m
3TE-05	5	3/16	03	4.4	5.2	12.0	13.6	16.0	2320	64.0	40.0	0.17
3TE-06	6.3	1/4	04	5.9	6.9	13.6	15.2	14.5	2100	58.0	45.0	0.2
3TE-08	8	5/16	05	7.4	8.4	16.1	17.7	13.0	1890	52.0	55.0	0.24
3TE-10	10	3/8	06	9.0	10.0	17.7	19.3	11.0	1600	44.0	70.0	0.28
3TE-13	12.5	1/2	08	12.1	13.3	20.7	22.7	9.3	1350	37.2	85.0	0.43
3TE-16	16	5/8	10	15.3	16.5	24.9	26.9	8.0	1160	32.0	105.0	0.47
3TE-19	19	3/4	12	18.2	19.8	28.0	30.0	7.0	1020	28.0	130.0	0.54
3TE-25	25	1	16	24.6	26.2	34.4	37.4	5.5	800	22.0	150.0	0.72
3TE-32	31.5	1-1/4	20	30.8	32.8	40.8	43.8	4.5	650	18.0	190.0	0.88
3TE-38	38	1-1/2	24	37.1	39.1	47.6	51.6	4.0	580	16.0	240.0	1.07
3TE-51	51	2	32	49.8	51.8	60.3	64.3	3.3	480	13.2	300.0	1.36

## EN856 4SP

### FOUR LAYERS STEEL WIRE SPIRAL HIGH PRESSURE HYDRAULIC HOSE

**INNER TUBE:**oil resistant synthetic nitrile rubber

**REINFORCEMENT:**4 layers of steel wire spiral.

**COVER:**oil and weather resistant synthetic rubber

**APPLICATION:**

petroleum base and water base hydraulic fluids

**SURFACE:**wrapped surface

**TEMPERATURE RANGE:**

-40°C (-104 °F) to +100°C (+212 °F)



Item Code	Metric Size	Inch Size	SAE Dash Size	I.D		W.D		O.D		Max W.P		Min B.P	Min B.R	W.T
	mm	inch	Dash	(mm)		(mm)		(mm)		Mpa	Psi	Mpa	mm	Kg/m
				Min	Max	Min	Max	Min	Max					
4SP-06	6.3	1/4	04	6.2	7.0	14.1	15.3	17.1	18.7	45.0	6530	180.0	150.0	0.6
4SP-10	10	3/8	06	9.3	10.1	16.9	18.1	20.6	22.2	44.5	6450	178.0	180.0	0.76
4SP-13	12.5	1/2	08	12.3	13.5	19.4	21.0	23.8	25.4	41.5	6020	166.0	230.0	0.9
4SP-16	16	5/8	10	15.5	16.7	23.0	24.6	27.4	29.0	35.0	5080	140.0	250.0	1.1
4SP-19	19	3/4	12	18.6	19.8	27.4	29.0	31.4	33.0	35.0	5080	140.0	300.0	1.48
4SP-25	25	1	16	25.0	26.4	34.5	36.1	38.5	40.9	28.0	4060	112.0	340.0	2.02
4SP-32	31.5	1-1/4	20	31.4	33.0	45.0	47.0	49.2	52.4	21.0	3050	84.0	460.0	2.98
4SP-38	38	1-1/2	24	37.7	39.3	51.4	53.6	55.6	58.8	18.5	2680	74.0	560.0	3.55
4SP-51	51	2	32	50.4	52.0	64.3	66.3	68.2	71.4	16.5	2390	66.0	660.0	4.86

## EN 856 4SH

### FOUR LAYERS STEEL WIRE SPIRAL EXTRA HIGH PRESSURE HYDRAULIC HOSE

**INNER TUBE:**oil resistant synthetic nitrile rubber

**REINFORCEMENT:** four layers of spiral steel wire

**COVER:**oil and weather resistant synthetic rubber

**APPLICATION:** petroleum base and water base hydraulic fluids

**SURFACE:**wrapped surface

**TEMPERATURE RANGE:**

-40°C (-104 °F) to +100°C (+212 °F)



Item Code	Metric Size	Inch Size	SAE Dash Size	I.D		W.D		O.D		Max W.P		Min B.P	Min B.R	W.T
	mm	inch	Dash	(mm)		(mm)		(mm)		Mpa	Psi	Mpa	mm	Kg/m
				Min	Max	Min	Max	Min	Max					
4SH-19	19	3/4	12	18.6	19.8	27.6	29.2	31.4	33.0	42.0	6090	168.0	280.0	1.64
4SH-25	25	1	16	25.0	26.4	34.4	36.0	37.5	39.9	38.0	5510	152.0	340.0	2.03
4SH-32	31.5	1-1/4	20	31.4	33.0	40.9	42.9	43.9	47.1	32.5	4710	130.0	460.0	2.45
4SH-38	38	1-1/2	24	37.7	39.3	47.8	49.8	51.9	55.1	29.0	4210	116.0	560.0	3.35
4SH-51	51	2	32	50.4	52.0	62.2	64.2	66.5	69.7	25.0	3630	100.0	700.0	4.5

## EN857 1SC

### COMPACT, ONE LAYER STEEL WIRE REINFORCED HYDRAULIC HOSE

- INNER TUBE:**oil resistant synthetic nitrile rubber
- REINFORCEMENT:** one layer of high-tensile steel wire braided
- COVER:**oil and weather resistant synthetic rubber
- APPLICATION:** petroleum base and water base hydraulic fluids
- SURFACE:**wrapped surface, smooth surface
- TEMPERATURE RANGE:** -40°C (-104 °F ) to +100°C (+212 °F)



Item Code	Metric Size	Inch Size	SAE Dash Size	I.D		W.D		O.D	Max W.P		Min B.P	Min B.R	W.T
	mm	inch	Dash	(mm)		(mm)		(mm)	Mpa	Psi	Mpa	mm	Kg/m
				Min	Max	Min	Max	Max					
1SC-06	6.3	1/4	04	6.1	6.9	9.6	10.8	13.5	22.5	3260.0	90.0	75.0	0.17
1SC-08	8	5/16	05	7.7	8.5	10.9	12.1	14.5	21.5	3120.0	86.0	85.0	0.22
1SC-10	10	3/8	06	9.3	10.1	12.7	14.5	16.9	18.0	2610.0	72.0	90.0	0.28
1SC-13	12.5	1/2	08	12.3	13.5	15.9	18.1	20.4	16.0	2320.0	64.0	130.0	0.38
1SC-16	16	5/8	10	15.5	16.7	19.8	21.0	23.0	13.0	1890.0	52.0	150.0	0.46
1SC-19	19	3/4	12	18.6	19.8	23.2	24.4	26.7	10.5	1520.0	42.0	180.0	0.57
1SC-25	25	1	16	25.0	26.4	30.7	31.9	34.9	8.8	1280.0	35.2	230.0	0.85

## EN 857 2SC

### COMPACT,TWO LAYERS STEEL WIRE REINFORCED, HYDRAULIC HOSE

- INNER TUBE:**oil resistant synthetic nitrile-butadiene rubber
- REINFORCEMENT:** two layers of high-tensile steel wire braided
- COVER:**oil and weather resistant synthetic rubber
- APPLICATION:** petroleum base and water base hydraulic fluids
- SURFACE:**wrapped surface , smooth surface
- TEMPERATURE RANGE:** -40°C (-104 °F ) to +100°C (+212 °F)



Item Code	Metric Size	Inch Size	SAE Dash Size	I.D		W.D		O.D	Max W.P		Min B.P	Min B.R	W.T
	mm	inch	Dash	(mm)		(mm)		(mm)	Mpa	Psi	Mpa	mm	Kg/m
				Min	Max	Min	Max	Max					
2SC-06	6.3	1/4	04	6.1	6.9	10.6	11.7	14.2	40.0	5800	160.0	75.0	0.27
2SC-08	8	5/16	05	7.7	8.5	12.1	13.3	16.0	35.0	5080	140.0	85.0	0.33
2SC-10	10	3/8	06	9.3	10.1	14.4	15.6	18.3	33.0	4790	132.0	90.0	0.43
2SC-13	12.5	1/2	08	12.3	13.5	17.5	19.1	21.5	27.5	3990	110.0	130.0	0.57
2SC-16	16	5/8	10	15.5	16.7	20.5	22.3	24.7	25.0	3630	100.0	170.0	0.69
2SC-19	19	3/4	12	18.6	19.8	24.6	26.4	28.6	21.5	3120	86.0	200.0	0.88
2SC-25	25	1	16	25.0	26.4	32.5	34.3	36.6	16.5	2390	66.0	250.0	1.27

## MICRO-PRESSURE TEST HOSE

**Construction:**

Tube:PA

Cover:PA or PU

Reinforcement:Polyester Fiber or Kevlar(aramid)fibre.

**Application:** the nominal diameter of miniature high-pressure hose series HF are 2mm and 3mm.

With a maximum working pressure

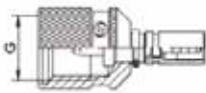
63Mpa, the miniature high-pressure hose is used in hydraulic systems for testing pressure and conducting the fluid medium. The miniature high-pressure hose assembly series HF is used in conjunction with the couplings.

**Temperature:**

-40°C (-104 °F) to +121°C (+250 °F)



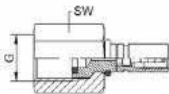
Item Code	I.D.	O.D.	W.P.	B.P.	Min bending radius	Length
	mm	mm	MPa	MPa	mm	m
TPH-0240	2	5	40	120	20	100
TPH-0263	2	5	63	189	20	100
TPH-0363	3	6	63	189	25	100
TPH-0450	4	8	50	150	35	100



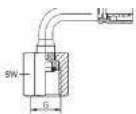
4	M16x2	2	2-970-04-02-001-CF	Connector for test coupling metal cap type B(round) incl. ferrule*
10	M16x1.5	2	2-970-10-02-001	
12	S12x1.5	2	2-970-12-02-001-CF	



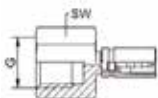
50	M16x2	2	2-970-50-02-001-CF	Connector for test coupling metal cap type B(round) 90° elbow incl. ferrule*
61	M16x1.5	2	2-970-51-02-001	
57	S12x1.5	2	2-970-57-02-001-CF	



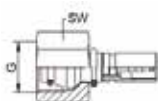
02	G 1/4	17	2	2-970-02-02-004-CF	pressure gauge connector with whitworth-thread sealing to pressure gauge by o-ring incl.ferrule
25	G 1/2	27	2	2-970-25-02-001-CF	



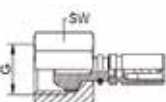
58	G1/4	17	2	2-970-58-02-001-CF	pressure gauge connector with whitworth-thread sealing to pressure gauge by o-ring 90° elbow incl. ferrule
54	G1/2	27	2	2-970-54-02-001-CF	



26	1/4 NPT	17	2	2-970-26-00-001-CF	pressure gauge connector with NPT-thread incl.ferrule
27	1/2 NPT	27	2	2-970-27-00-001-CF	



19	M12x1.5	6L	2	2-970-19-02-001-CF	seal cone with o-ring and swivel nut for 24° cone fitting(DKO) incl.ferrule
20	M14x1.5	6S	2	2-970-20-02-001-CF	
21	M14x1.5	8L	2	2-970-21-02-001-CF	
22	M16x1.5	8S	2	2-970-22-02-001-CF	
23	M16x1.5	10L	2	2-970-23-02-001-CF	
24	M18x1.5	10S	2	2-970-24-02-001-CF	



60	G 1/8	14	2	2-970-60-02-001-CF	connector with 24° cone(DKR) acc. BS5200 incl.ferrule
40	G 1/4	17	2	2-970-40-02-001-CF	

## ROTARY VIBRATOR/DRILLING HOSE

**Construction:**

**Tube:** Modified Nitrile,black,Specially designed for handling abrasive,corrosive,and oil drilling mud.

**Reinforcement:** Multiple layers of textile fabric and steel cable,with one layer middle rubber placed between cable layers

**Cover:**Modified Nitrile,black,specially designed Ultra abrasion cover is resistant to abrasion,corrosion,cutting,gouging,oil and weather.

**Application:**

Rotary drilling hose is designed for flexible connection between standpipe and swivel (rotary drilling)or between pump and standpipe(rotary vibrator) for pumping mud at extra high pressure in oil drilling and exploration work,Meets the high demands of directional drilling and down linking with negative pressure pulses and elevated temperatures,the drilling kelly hose can also be used as a motion compensator hose for stablization of rotary drilling and pumping equipment against vertical wave action on offshore drill platforms,the motion compensator hose is not recommended for phosphate ester fluids.

**Characteristic:**

- Excellent resistance to high temperature
- Weathering and ozoen resistance
- High abrasion resistant cover
- Anti aging,long service life

**Coupling:**

Swaged couplings,full range of couplings are available,such as hammer union,flanges,hubs,male thread etc.

**Temperature:**-20°C to +82°C(-4°F to +180°F)

**Certification:**API 7K-0376/ISO14693



**Grade A**

ID		OD		W.P.		T.P.		Min.bending radius		Weight	
mm	in	mm	in	MPa	psi	MPa	psi	mm	in	Kg/m	lb/m
38	1-1/2	50.5	1.988	11	1600	22	3200	560	22.05	1.91	4.21
51	2	67.8	2.67	11	1600	22	3200	900	35.43	3.01	6.64
63.5	2-1/2	81.2	3.197	11	1600	22	3200	1200	47.24	4.12	9.08

**Grade B**

ID		OD		W.P.		T.P.		Min.bending radius		Weight	
mm	in	mm	in	MPa	psi	MPa	psi	mm	in	Kg/m	lb/m
38	1-1/2	51	2	14	2000	28	4000	560	22.04	1.99	3.387
51	2	68.3	2.69	14	2000	28	4000	900	35.43	3.25	7.165
63.5	2-1/2	81.9	3.19	14	2000	28	4000	1200	47.24	4.19	9.237
76	3	99.8	3.93	14	2000	28	4000	1200	47.24	8.02	17.68
102	4	127.7	5.03	14	2000	28	4000	1400	55.12	11.2	24.69
127	5	152.4	6	14	2000	28	4000	1500	59.06	14.9	32.85
152	6	184.1	7.24	14	2000	28	4000	1600	62.99	30.4	67.02

## ROTARY VIBRATOR/DRILLING HOSE

### Grade C

ID		OD		W.P.		T.P.		Min.bending radius		Weight	
mm	in	mm	in	MPa	psi	MPa	psi	mm	in	Kg/m	lb/m
38	1-1/2	58	2.283	28	4000	56	8000	550	21.65	3.7	8.157
51	2	73.9	2.909	28	4000	56	8000	900	35.43	5.85	12.897
63.5	2-1/2	87	3.425	28	4000	56	8000	1100	43.31	7.01	15.454
76	3	108.2	4.26	28	4000	56	8000	1100	43.31	14.21	31.327
89	3-1/2	121.9	4.799	28	4000	56	8000	1200	47.24	17.02	37.522
102	4	138.1	5.437	28	4000	56	8000	1300	51.18	21.31	46.98
127	5	170.2	6.701	28	4000	56	8000	1400	55.12	26.01	57.342
152	6	195.1	7.681	28	4000	56	8000	1600	62.99	44.03	97.069

### Grade D

ID		OD		W.P.		T.P.		Min.bending radius		Weight	
mm	in	mm	in	MPa	psi	MPa	psi	mm	in	Kg/m	lb/m
51	2	77.8	3.063	35	5000	70	10000	900	35.43	8.1	17.857
63.5	2-1/2	93.8	3.693	35	5000	70	10000	1100	43.31	12.3	27.117
76	3	109.5	4.311	35	5000	70	10000	1100	43.31	14.51	31.989
89	3-1/2	132.8	5.228	35	5000	70	10000	1200	47.24	27.34	60.274
102	4	146.8	5.78	35	5000	70	10000	1300	51.18	30.59	67.439

### Grade E

ID		OD		W.P.		T.P.		Min.bending radius		Weight	
mm	in	mm	in	MPa	psi	MPa	psi	mm	in	Kg/m	lb/m
51	2	79.5	3.13	52	7500	104	15000	900	35.43	10.1	22.266
63.5	2-1/2	101.1	3.98	52	7500	104	15000	1100	43.31	16.51	36.398
76	3	119.9	4.72	52	7500	104	15000	1100	43.31	24.13	53.197
102	4	156.3	6.154	52	7500	104	15000	1600	62.992	46.64	102.82

### Grade F

ID		OD		W.P.		T.P.		Min.bending radius		Weight	
mm	in	mm	in	MPa	psi	MPa	psi	mm	in	Kg/m	lb/m
51	2	82.8	3.26	70	10000	105	15000	900	35.43	11.31	24.912
63.5	2-1/2	103.5	4.07	70	10000	105	15000	1100	43.31	19.31	42.571
76	3	120.1	4.73	70	10000	105	15000	1100	43.31	24.13	53.197
102	4	166.2	6.543	70	10000	105	15000	1800	70.87	52.86	116.54

## BOP WELL CONTROL HOSE



**Construction:**

Tube: Modified Nitrile, black

Reinforcement: Multiple layers of textile fabric and steel cable, with one layer middle rubber placed between cable layers

Cover: Fire resistant rubber cover, stainless steel armored to handle abrasion, corrosion, cutting, gouging, oil and weather.

**Application:**

Armored BOP hose is used as hydraulic control line for BOP control equipment, the BOP hose assemblies with flame resistant cover withstand minimum 1300°F(+700°C) flame temperature at working pressure for 5 minutes without failure.

**Characteristic:**

- Excellent resistance to high temperature
- Weathering and ozone resistance
- High abrasion resistant SS316 armored cover
- Long service life

**Coupling:**

Swaged couplings, full range of couplings are available, such as hammer union, flanges, hubs, male thread etc.

**Temperature:-**

-40°C to +100°C (-40°F to +212°F)

**Certification:**

API 16D-0109/ISO14693

Normal inner dia. (mm)	Outer dia. of hose assembly (mm)	Operating pressure (Mpa)	Min. burst pressure (Mpa)	Min. bending radius (mm)	Thread	Operating time (min) with fire-resisting at 1100°C	
						Normal	Limit
19	44	35	105	280	NPT LP	5	25
	50	70	175				
22	47	35	105	320			
	53	70	175				
25	50	35	105	360			
	56	70	175				
31.5	56	35	105	460			
	62	70	175				
38	63	35	105	560			
	69	70	175				



## CHOKE & KILL HOSE

**Construction:**

**Tube:** Modified Nitrile, black, resists abrasion, corrosion, oil, and up to 20% H2S.

**Reinforcement:** Multiple layers of textile fabric and steel cable, with one layer middle rubber placed between cable layers

**Cover:** Fire resistant rubber cover, stainless steel armored to handle abrasion, corrosion, cutting, gouging, oil and weather.

**Application:**

Choke and kill flexible hose between the riser and manifold or around the ball joint of offshore drilling rigs, specially designed to withstand high pressure.

**Characteristic:**

- Excellent resistance to high temperature
- Weathering and ozon resistance
- High abrasion resistant SS316 armored cover
- Long service life

**Coupling:**

Swaged couplings, full range of couplings are available, such as hammer union, flanges, hubs, male thread etc.

**Temperature:**

-20°C to +93°C (-4°F to +200°F )

**Certification:**

API 16C-0374/ISO14693



Inner dia		Working pressure		Test pressure		Burst pressure		Min. bending radius(mm)
mm	inch	Mpa	Psi	Mpa	Psi	Mpa	Psi	
51	2	35	5000	70	10000	105	15000	900
64	2-1/2							1000
76	3							1000
89	3-1/2							1100
102	4							1200
50.8	2	70	10000	105	15000	157.5	22500	1000
64	2-1/2							1100
76	3							1150
89	3-1/2							1200
102	4							1250
50.8	2	105	15000	157.5	22500	236	33750	1000
64	2-1/2							1150
76	3							1200
51	2	138	20000	207	30000	310	45000	900
64	2-1/2							1100
76	3							1200

## HAMMER UNION



Figure 100 Threaded 1000 PSI Hammer Unions



Figure 200 Threaded 2000 PSI Hammer Unions



Figure 206 Threaded 2000 PSI Hammer Unions



Figure 400 Threaded 4000 PSI Hammer Unions



Figure 602 Threaded 6000 PSI Hammer Unions



Figure 602 Butt Weld 6000 PSI Hammer Unions



Figure 1002 Threaded 10,000 PSI Hammer Unions



Figure 1002 Butt Weld 10,000 PSI Hammer Unions



Figure 1502 Threaded 15,000 PSI Hammer Unions



Figure 1502 Butt Weld 15,000 PSI Hammer Unions



Figure 2202 Butt Welded 20,000 PSI Hammer Unions



Figure 206 Barbed 300 PSI CWP

## RUBBER LINING LAYFLAT FIRE HOSE

**Construction:**

Lining :synthetic rubber  
Reinforcement cover:Polyester jacket

**Application:**

Rubber lining layflat fire hose is designed for Fire-fighting, Shipping, petroleum,Chemical industry, Agriculture, Mining. It is ideal choice for fire fighting hose.

**Features :**

- Light weight, ozone resistance
- Abrasion resistance
- Low-temperature resistance
- Oil resistance, Long service life.
- Working pressure:8bar,10bar,13bar,16bar,20bar,25bar



**Specification:**

Item code	I.D		W.P		B.P		L	Item code	I.D		W.P		B.P		L
	inch	mm	Bar	Mpa	Bar	Mpa	m		inch	mm	Bar	Mpa	Bar	Mpa	m
RLF025	1"	25	13-25	1.3-2.5	39-75	3.9-7.5	40	RLF070	2-3/4"	70	8-25	0.8-2.5	24-75	2.4-7.5	40
RLF032	1-1/4"	32	8-25	0.8-2.5	24-75	2.4-7.5	40	RLF076	3"	76	8-25	0.8-2.5	24-75	2.4-7.5	40
RLF038	1-1/2"	38	8-25	0.8-2.5	24-75	2.4-7.5	40	RLF102	4"	102	8-16	0.8-1.6	24-48	2.4-4.8	40
RLF045	1-3/4"	45	8-25	0.8-2.5	24-75	2.4-7.5	40	RLF127	5"	127	8-13	0.8-1.3	24-39	2.4-3.9	40
RLF051	2"	51	8-25	0.8-2.5	24-75	2.4-7.5	40	RLF152	6"	152	8-13	0.8-1.3	24-39	2.4-3.9	40
RLF064	2-1/2"	64	8-25	0.8-2.5	24-75	2.4-7.5	40								

## PVC LINING LAYFLAT FIRE HOSE

**Construction:**

Lining:PVC  
Reinforcement Cover:Polyester jacket

**Application:**

PVC lining layflat fire hose is designed for Fire-fighting, Shipping, petroleum,Chemical industry, Agriculture, Mining. it is the best choice for fire fighting hose.

**Features :**

- Light weight, ozone resistance
- Abrasion resistance
- Oil resistance, Long service life.
- Working pressure:8bar,10bar,13bar,16bar,20bar,25bar



**Specification:**

Item code	I.D		W.P		B.P		L	Item code	I.D		W.P		B.P		L
	inch	mm	Bar	Mpa	Bar	Mpa	m		inch	mm	Bar	Mpa	Bar	Mpa	m
PLF025	1"	25	13-25	1.3-2.5	39-75	3.9-7.5	40	PLF070	2-3/4"	70	8-25	0.8-2.5	24-75	2.4-7.5	40
PLF032	1-1/4"	32	8-25	0.8-2.5	24-75	2.4-7.5	40	PLF076	3"	76	8-25	0.8-2.5	24-75	2.4-7.5	40
PLF038	1-1/2"	38	8-25	0.8-2.5	24-75	2.4-7.5	40	PLF102	4"	102	8-16	0.8-1.6	24-48	2.4-4.8	40
PLF045	1-3/4"	45	8-25	0.8-2.5	24-75	2.4-7.5	40	PLF127	5"	127	8-13	0.8-1.3	24-39	2.4-3.9	40
PLF051	2"	51	8-25	0.8-2.5	24-75	2.4-7.5	40	PLF152	6"	152	8-13	0.8-1.3	24-39	2.4-3.9	40
PLF064	2-1/2"	64	8-25	0.8-2.5	24-75	2.4-7.5	40								

## PU LINING LAYFLAT FIRE HOSE

**Construction:**

Lining :PU

Reinforcement cover:Polyester jacket

**Application:**

PU lining layflat fire hose is designed for Fire-fighting, Shipping, petroleum,Chemical industry, Agriculture, Mining. It is ideal choice for fire fighting hose.

**Features :**

- Light weight, ozone resistance
- Abrasion resistance
- Low-temperature resistance
- Oil resistance, Long service life.
- Working pressure:8bar,10bar,13bar,16bar,20bar,25bar

**Specification:**



Item code	I.D		W.P		B.P		L	Item code	I.D		W.P		B.P		L
	inch	mm	Bar	Mpa	Bar	Mpa	m		inch	mm	Bar	Mpa	Bar	Mpa	m
PULF025	1"	25	13-25	1.3-2.5	39-75	3.9-7.5	40	PULF070	2-3/4"	70	8-25	0.8-2.5	24-75	2.4-7.5	40
PULF032	1-1/4"	32	8-25	0.8-2.5	24-75	2.4-7.5	40	PULF076	3"	76	8-25	0.8-2.5	24-75	2.4-7.5	40
PULF038	1-1/2"	38	8-25	0.8-2.5	24-75	2.4-7.5	40	PULF102	4"	102	8-16	0.8-1.6	24-48	2.4-4.8	40
PULF045	1-3/4"	45	8-25	0.8-2.5	24-75	2.4-7.5	40	PULF127	5"	127	8-13	0.8-1.3	24-39	2.4-3.9	40
PULF051	2"	51	8-25	0.8-2.5	24-75	2.4-7.5	40	PULF152	6"	152	8-13	0.8-1.3	24-39	2.4-3.9	40
PULF064	2-1/2"	64	8-25	0.8-2.5	24-75	2.4-7.5	40								

## DOUBLE JACKET LAYFLAT FIRE HOSE

**Construction:**

Lining:PVC,PU,Rubber lining

Reinforcement Cover:Double Polyester jacket

**Application:**

Double jacket layflat fire hose is designed for Fire-fighting, Shipping, petroleum,Chemical industry, Agriculture, Mining. it is the best choice for fire fighting hose.

**Features :**

- High pressure resistance
- High Abrasion resistance
- Low-temperature resistance
- Ozone resistance, Long service life.
- Working pressure:10bar,13bar,16bar,20bar,25bar

**Specification:**



Item code	I.D		W.P		B.P		L	Item code	I.D		W.P		B.P		L
	inch	mm	Bar	Mpa	Bar	Mpa	m		inch	mm	Bar	Mpa	Bar	Mpa	m
DJLF025	1"	25	10-25	1.0-2.5	30-75	3.0-7.5	40	DJLF070	2-3/4"	70	10-25	1.0-2.5	30-75	3.0-7.5	40
DJLF032	1-1/4"	32	10-25	1.0-2.5	30-75	3.0-7.5	40	DJLF076	3"	76	10-25	1.0-2.5	30-75	3.0-7.5	40
DJLF038	1-1/2"	38	10-25	1.0-2.5	30-75	3.0-7.5	40	DJLF102	4"	102	10-25	1.0-2.5	30-75	3.0-7.5	40
DJLF045	1-3/4"	45	10-25	1.0-2.5	30-75	3.0-7.5	40	DJLF127	5"	127	10-25	1.0-2.5	30-75	3.0-7.5	40
DJLF051	2"	51	10-25	1.0-2.5	30-75	3.0-7.5	40	DJLF152	6"	152	10-25	1.0-2.5	30-75	3.0-7.5	40
DJLF064	2-1/2"	64	10-25	1.0-2.5	30-75	3.0-7.5	40								

## RUBBER/PVC LINING LAYFLAT FIRE HOSE

**Construction:**

Lining :synthetic rubber/PVC  
Reinforcement cover:Polyester jacket

**Application:**

Rubber/PVC lining layflat fire hose is designed for Fire-fighting, Shipping, petroleum,Chemical industry, Agriculture, Mining. It is ideal choice for fire fighting hose.

**Features :**

- Light weight, ozone resistance
- Abrasion resistance
- Low-temperature resistance
- Oil resistance, Long service life.
- Working pressure:8bar,10bar,13bar,16bar,20bar,25bar



**Specification:**

Item code	I.D		W.P		B.P		L	Item code	I.D		W.P		B.P		L
	inch	mm	Bar	Mpa	Bar	Mpa	m		inch	mm	Bar	Mpa	Bar	Mpa	m
RPF025	1"	25	13-25	1.3-2.5	39-75	3.9-7.5	40	RPF070	2-3/4"	70	8-25	0.8-2.5	24-75	2.4-7.5	40
RPF032	1-1/4"	32	8-25	0.8-2.5	24-75	2.4-7.5	40	RPF076	3"	76	8-25	0.8-2.5	24-75	2.4-7.5	40
RPF038	1-1/2"	38	8-25	0.8-2.5	24-75	2.4-7.5	40	RPF102	4"	102	8-16	0.8-1.6	24-48	2.4-4.8	40
RPF045	1-3/4"	45	8-25	0.8-2.5	24-75	2.4-7.5	40	RPF127	5"	127	8-13	0.8-1.3	24-39	2.4-3.9	40
RPF051	2"	51	8-25	0.8-2.5	24-75	2.4-7.5	40	RPF152	6"	152	8-13	0.8-1.3	24-39	2.4-3.9	40
RPF064	2-1/2"	64	8-25	0.8-2.5	24-75	2.4-7.5	40								

## RUBBER LAYFLAT DISCHARGE HOSE

**Construction:**

Inner and cover: 1.Nitril synthetic rubber  
2.NBR/PVC compound

Reinforcement: polyester woven jacket

**Application:**

Rubber layflat discharge hose is designed for agriculture irrigation, watering and dewatering drainage and pump discharge, Industrail washdown, Limited oil and chemical application .

**Characteristic:**

- Unique woven construction-Resists kinking stretching and twisting
- Ribbed cover-Provides high resistance to oil, weathering and abrasion
- Handling-Lighter,less bulky,stores in less space than most rubber discharge hoses

**Temperature :** -29°C (-20 °F ) to 80°C (+176 °F)



Item Code	I.D		Wall thick-ness	W.P	B.P	Weight/ m	Item Code	I.D		Wall thickness	W.P	B.P	Weight/m
	inch	mm	mm	bar	bar	kg		inch	mm	mm	bar	bar	kg
PNRD020	3/4	20	2	16	50	0.160	PNRD076	3	76	2.4	16	50	0.750
PNRD026	1	26	2	16	50	0.180	PNRD080	3 1/5	80	2.5	16	50	0.750
PNRD032	1 1/4	32	2	16	50	0.230	PNRD090	3 1/2	90	2.5	16	50	0.920
PNRD035	1 3/8	35	2	16	50	0.250	PNRD102	4	102	2.6	16	50	1.070
PNRD038	1 1/2	38	2	16	50	0.280	PNRD110	4 1/3	110	3	16	50	1.100
PNRD045	1 3/4	45	2.2	16	50	0.350	PNRD114	4 1/2	114	3	15	45	1.150
PNRD052	2	52	2.3	16	50	0.470	PNRD120	4 2/3	120	3	15	45	1.300
PNRD055	2 1/6	55	2.2	16	50	0.440	PNRD127	5	127	3	15	45	1.400
PNRD060	2 1/3	60	2.2	16	50	0.470	PNRD152	6	152	3	14	42	1.700
PNRD065	2 1/2	65	2.2	16	50	0.510	PNRD203	8	203	3.3	10	30	2.350
PNRD070	2 3/4	70	2.3	16	50	0.600	PNRD254	10	254	3	10	30	2.500

## RUBBER FUEL HOSE SAE J30 R6

**Construction:**

Tube: Smooth black fuel resistant nitrile synthetic rubber (NBR)

Reinforcement: High strength polyester braided

Cover: Smooth black ozone and abrasion resistant synthetic rubber

**Application:** It is applied to circulating diesel, biodiesel, hydraulic oil, machinery oil and lubricating oil etc or the oil products with the contents of aromatic substances not more than 30%

**Characteristic:**

- 100% New NBR Materials
- Aging resistant; insulation; acid and alkaline resistant
- Airtight; shock absorption, etc.

**Temperature:** -40°C (-104 °F ) to +100°C (+212 °F )



Item code	I.D		O.D	W.P		B.P	
	Inch	mm	mm	bar	psi	Bar	psi
SAE J30 R6-05	3/16"	5	10.5	20	300	60	900
SAE J30 R6-06	1/4"	6	13	20	300	60	900
SAE J30 R6-08	5/16"	8	15	20	300	60	900
SAE J30 R6-10	3/8"	10	16	20	300	60	900
SAE J30 R6-13	1/2"	13	20	20	300	60	900
SAE J30 R6-16	5/8"	16	24	20	300	60	900
SAE J30 R6-19	3/4"	19	29	20	300	60	900
SAE J30 R6-25	1"	25	35	20	300	60	900

## RUBBER HEATER HOSE SAE J20 R3

**Construction:**

Tube-Special rubber formula with perfect brake fluid compatibility

Reinforcement-High tensile synthetic yarn (Polyester) Cover-Black smooth EPDM, with good heat, ozone and weather resistance

**Application:** For conveyance of hot water predominantly in vehicles

**Characteristic:**

- Good Quality EPDM Materials
- Heat, ozone and weather resistance
- ISO/TS 16949:2009 Registered

**Temperature:** -30°C (-86 °F ) to +110°C (+230 °F )



Item code	I.D		O.D	W.P		B.P	
	Inch	mm	mm	Bar	PSI	Bar	PSI
SAE J20 R3-10	3/8"	10	17	10	150	30	450
SAE J20 R3-13	1/2"	13	21	10	150	30	450
SAE J20 R3-16	5/8"	16	24	10	150	30	450
SAE J20 R3-19	3/4"	19	27	10	150	30	450
SAE J20 R3-25	1"	25	34	10	150	30	450

## RUBBER BRAKE HOSE SAE J1401

**Construction:**

Tube:Special rubber formula with perfect brake fluid compatibility  
 Reinforcement:High tensile braided fiber.  
 Cover:Black weather-,aging-resistant synthetic rubber"

**Application:** Hydraulic brake hose act as a pressure transmission for automotive hydraulic brake system Used for Cars, motorcycles,light trucks and other Light Heavy-Duty vehicles for hydraulic brake system.

**Characteristic:**

- High pressure resistance, lower volumetric expansion, flexibility, small bend radius,
- aging resistance, oil resistance, cold resistance and long lifespan

**Temperature:**-40°C (-40 °F ) to +121°C (+250 °F )



Item code	I.D		O.D	W.P		B.P	
	Inch	mm	mm	Bar	PSI	Bar	PSI
SAE J1401-3	1/8"	3.2	10.5	100	1450	490	7100
SAE J1401-4	3/16"	4.8	12.5	100	1450	345	5000

## RUBBER BRAKE HOSE SAE J1402

**Construction:**

Tube :excellent ozone resistant synthetic rubber( EPDM)  
 Reinforcement :high tensile braid of fibers  
 Cover:abrasion-and weather-resistant compounds(EPDM)

**Application:**Designed for conveying air in brake systems of truck,lorry,tailer and other heavy duty vehicle

**Characteristic:**

- High pressure resistance, lower volumetric expansion, flexibility, small bend radius
- aging resistance, oil resistance, cold resistance and long lifespan

**Temperature:** -40°C (-140 °F ) to +121°C (+250 °F )



Item code	I.D		O.D	W.P	B.P
	Inch	mm	mm	Mpa	Mpa
SAE J1402-06	1/4"	6	14	1.1	3.5
SAE J1402-08	5/16"	8	15	1.1	3.5
SAE J1402-10	3/8"	10	17	1.1	3.5
SAE J1402-13	1/2"	13	22	1.1	3.5

## RUBBER CONDITIONER HOSE SAE J2064

**Construction:**

Tube:CSM/EPDM                      Barrier-Nylon alloy                      Buffer-EPDM/NBR  
 Reinforcement:PVA  
 Cover:EPDM

**Application:**Applicable for Car,truck and passenger coach air conditioner systems to transfer environmentally friendly R134a and R12 refrigerant. SAE J2064 Type C #6,#8,#10,#12 Auto R134a refrigerant air conditioning line assembly with PA barrier thick / thin wall

**Characteristic:**

- Refrigerant moisture ingress and heat resistance, excellent whip test resistance and noise reduction
- Aging resistance,Ozone resistance,Low permeability,Flexible
- Special tube compound resistant to high compression for coupling integrity.

**Temperature:** -40°C to +135°C



Item code	I.D		O.D	W.P	B.P
	Inch	mm	mm	Mpa	Mpa
RACH-134a-08	5/16"	8±0.4	15.2±0.5	3.5	23
RACH-134a-11	7/16"	11.5±0.4	18.4±0.5	3.5	22
RACH-134a-13	1/2"	13±0.4	21±0.5	3.5	20
RACH-134a-15	5/8"	15.5±0.4	23±0.5	3.5	21
RACH-134a-19	3/4"	19±0.4	28.6±0.5	3.5	20

## OIL COOLER HOSE SAE J1532

**Construction:**

Tube: Black, oil resistant, synthetic rubber.  
 Reinforcement: braided, high-tensile steel wire. 1/4", 5/16", 3/8" and 1/2" sizes are one braid;5/8"3/4"and 1" sizes are two braids.  
 Cover:Black, oil, abrasion and weather resistant, thin synthetic rubber.  
 Application:Use with automatic transmission fluid and other lubricating oil systems

**Characteristic:**

- Oil resistance
- Corrosion resistance
- High and low temperature resistance
- Aging resistance
- Superior heat dissipation

**Temperature:-** 104 °F to + 302 °F (-40°C + 150 °C )



Item Code	I.D	O.D	W.P	B.P	Item Code	I.D	O.D	W.P	B.P
	mm	mm	Mpa	Mpa		mm	mm	Mpa	Mpa
An04	5.56	11.13	7	42	An12	17.47	23.82	7	26.3
An06	8.73	13.89	7	42	An16	22.22	29.96	5.2	17.5
An08	11.12	16.28	7	35	An20	28.5	35.81	5.2	17.5
An10	14.27	20.24	7	35					



## POWER STEERING HOSE SAE J188

**Construction:**

Tube: Oil resistance synthetic rubber (CSM)  
 Reinforcement: high tensile fiber braided, high tensile fiber wire braided  
 Cover: Synthetic rubber with excellent aging resistance and weather ability (CPE/CSM)  
 Surface treatment: Smooth surface and cloth wrapped.

**Application:** Apply in power steering system inlet line of various car, multi-function business car, light truck etc.

**Characteristic:**

- Reduce noise
- Decrease vibration
- Resistance to high pressure, impulse & ozone

**Temperature:** -40 °F to +250 °F (-40°C to +121°C)



Item code	I.D		O.D	W.P	B.P
	Inch	mm	mm	Bar	Bar
SAE J188	3/8"	9.8	19.8	103	414

## EPDM RADIATOR HOSE

**Construction:**

Tube: black EPDM  
 Reinforcement: high tensile textile cords.  
 Cover: black EPDM- heat, abrasion and ozone resistant.

**Application:**

Abrasion resistant, weather resistant and ozone resistant. It is flexible, light in weight, anti-bending and less distortion.

**Temperature:**

(-40°C (-40 °F) to +121°C (+250 °F))



Item Code	I.D		O.D	Wall Thickness	W.P		L	Item Code	I.D		O.D	Wall Thickness	W.P		L
	inch	mm	mm	mm	bar	psi			mm	mm	mm	mm	bar	psi	
EPDM-R013	1/2"	13	21	4	5	75	1	EPDM-R045	1-3/4"	45	55	5	5	75	1
EPDM-R016	5/8"	16	24	4	5	75	1	EPDM-R048	1-7/8"	48	58	5	5	75	1
EPDM-R018	23/32"	18	26	4	5	75	1	EPDM-R051	2"	51	61	5	5	75	1
EPDM-R020	13/16"	20	28	4	5	75	1	EPDM-R055	2-1/6"	55	65	5	5	75	1
EPDM-R022	7/8"	22	30	4	5	75	1	EPDM-R057	2-1/4"	57	67	5	5	75	1
EPDM-R025	1"	25	33	4	5	75	1	EPDM-R060	2-3/8"	60	70	5	5	75	1
EPDM-R028	1-1/8"	28	36	4	5	75	1	EPDM-R063	2-1/2"	63	73	5	5	75	1
EPDM-R030	1-3/16"	30	38	4	5	75	1	EPDM-R070	2-3/4"	70	80	5	5	75	1
EPDM-R032	1-1/4"	32	40	4	5	75	1	EPDM-R076	3"	76	86	5	5	75	1
EPDM-R035	1-3/8"	35	43	4	5	75	1	EPDM-R080	3-1/8"	80	90	5	5	75	1
EPDM-R0038	1-1/2"	38	48	5	5	75	1	EPDM-R090	3-1/2"	90	102	6	5	75	1
EPDM-R040	1-9/16"	40	50	5	5	75	1	EPDM-R102	4"	102	114	6	5	75	1
EPDM-R042	1-5/8"	42	52	5	5	75	1	EPDM-R110	4-5/16"	110	122	6	5	75	1

## AIR INTAKE HOSE


### EPDM AIR INTAKE HOSE



### SILICONE AIR INTAKE HOSE



## EPDM RADIATOR HOSE



## SEAL STRIP EPDM , SILICONE



## RUBBER SHOCK ABSORBER BELLOWS , DUST COVER



## SILICONE STRAIGHT METER HOSE

**Construction:**

Tube:100% High quality silicone  
Reinforcement:4ply Polyester/Aramid/Glass fiber  
Cover:silicon

**Application:**Heating and Cooling Systems CAC Charge-Air-Cooler (Hot & Cold side) ,Turbo Charger Systems & Custom Compressor,Intercooler or Intake & Inlet Piping forturbo/Superchargers. etc.

**Characteristic:**

- No taste, no toxic, eco-friendly.
- High temperature resistance,aging,operative temperature:- 40 °C ~ 220 ° C
- Having physical laziness,Good air permeability
- We offer OEM/ODM, We can 3D design, produce according to your drawings

**Temperature:**-40°C (-104 °F ) to +220°C (+428 °F )



Item code	I.D. mm	Layer	Thickness (mm)	Leg Length	Item code	I.D. mm	Layer	Thickness (mm)	Leg Length
RTSL006	6.5	4	4	1000	RTSL038	38	4	4	1000
RTSL008	8	4	4	1000	RTSL040	40	4	5	1000
RTSL009	9	4	4	1000	RTSL042	42	4	5	1000
RTSL010	10	4	4	1000	RTSL045	45	4	5	1000
RTSL012	12	4	4	1000	RTSL048	48	4	5	1000
RTSL014	14	4	4	1000	RTSL050	51	4	5	1000
RTSL016	16	4	4	1000	RTSL057	57	4	5	1000
RTSL018	18	4	4	1000	RTSL060	60	4	5	1000
RTSL020	20	4	4	1000	RTSL063	63	4	5	1000
RTSL024	24	4	4	1000	RTSL070	70	4	5	1000
RTSL026	26	4	4	1000	RTSL076	76	4	5	1000
RTSL030	30	4	4	1000	RTSL080	80	4	5	1000
RTSL032	32	4	4	1000	RTSL089	89	4	5	1000
RTSL034	34	4	4	1000	RTSL102	102	4	5	1000
RTSL036	36	4	4	1000					

## SILICONE STRAIGHT COUPLER

**Construction:**

Inner:100% High quality silicone      Cover:silicon  
Reinforce ply:4ply Reinforce:Polyester/Aramid/Glass fiber  
Color:Black/Red/Blue/Green/Yellow

**Application:** Joining your intake pipe to the throttle body assembly, air metering assembly, intercooler, BOV pipe, or turbo inlet/outlet.Custom compressor, intercooler or inlet piping for turbo/supercharged car .Custom cold air intake for nonturbo car,Custom cold air intake for nonturbo car .These silicone parts can be used in trucks, recreational vehicles, boats, or anything else with an engine

**Characteristic:**

- Good electrical insulating performance
- No taste, no toxic, eco-friendly.
- High temperature resistance,aging,operative temperature:- 40 °C ~ 220 ° C
- Having physical laziness,Good air permeability
- We offer OEM/ODM, We can 3D design, produce according to your drawings

**Temperature:**-40°C (-104 °F ) to +220°C (+428 °F )



Item Code	I.D. mm	Layer	Thickness (mm)	Leg Length	Item Code	I.D. mm	Layer	Thickness (mm)	Leg Length
RTSH025	25	4	4	76mm	RTSH063	63	4	5	76mm
RTSH032	32	4	4	76mm	RTSH070	70	4	5	76mm
RTSH036	36	4	4	76mm	RTSH076	76	4	5	76mm
RTSH045	45	4	5	76mm	RTSH080	80	4	5	76mm
RTSH051	51	4	5	76mm	RTSH083	83	4	5	76mm
RTSH054	54	4	5	76mm	RTSH089	89	4	5	76mm
RTSH057	57	4	5	76mm	RTSH095	95	4	5	76mm
RTSH060	60	4	5	76mm	RTSH102	102	4	5	76mm

## SILICONE ELBOW HOSE 45/90/135/180



**Construction:**

Inner:100% High quality silicone      Cover:silicone  
 Reinforcement:4ply Polyester/Aramid fabric  
 Color:Black/Red/Blue/Green/Yellow

**Application:**

Heating and Cooling Systems, CAC Charge-Air-Cooler (Hot & Cold side) ,Turbo Charger Systems & Custom Compressor,Intercooler or Intake & Inlet Piping for turbo/ Superchargers. etc.

**Characteristic:**

- Good electrical insulating performance
- No taste, no toxic, eco-friendly.
- High temperature resistance,aging,operative temperature: - 40 ° C ~ 220 ° C
- Having physical laziness,Good air permeability
- We offer OEM/ODM, We can 3D design, produce according to your drawings

**Temperature:** -40°C ( -104 ° F ) to +220°C (+428 ° F )

**45/90/135DEGREE SILICONE ELBOW HOSE**

Item Code	I.D.	Layer	Thickness (mm)	Leg Length (mm)	Item Code	I.D.	Layer	Thickness (mm)	Leg Length (mm)
	mm					mm			
SE1115	11	4	4.5	150*150	SE0625	6.5	4	4.5	250*250
SE1215	12	4	4.5	150*150	SE0825	8	4	4.5	250*250
SE1415	14	4	4.5	150*150	SE0925	9.5	4	4.5	250*250
SE1615	16	4	4.5	150*150	SE1125	11	4	4.5	250*250
SE1815	18	4	4.5	150*150	SE1325	13	4	4.5	250*250
SE1915	19	4	4.5	150*150	SE1625	16	4	4.5	250*250
SE2015	20	4	4.5	150*150	SE1925	19	4	4.5	250*250
SE2215	22	4	4.5	150*150	SE2225	22	4	4.5	250*250
SE2515	25	4	4.5	150*150	SE2525	25	4	4.5	250*250
SE2815	28	4	4.5	150*150	SE2825	28	4	4.5	250*250
SE3015	30	4	4.5	150*150	SE3025	30	4	4.5	250*250
SE3215	32	4	4.5	150*150	SE3225	32	4	4.5	250*250
SE3515	35	4	4.5	150*150	SE3525	35	4	4.5	250*250
SE3815	38	4	4.5	150*150	SE3825	38	4	4.5	250*250
SE4015	40	4	4.5	150*150	SE4125	41	4	4.5	250*250
SE4515	45	4	4.5	150*150	SE4525	45	4	4.5	250*250
SE4815	48	4	4.5	150*150	SE4825	48	4	4.5	250*250

## SILICONE ELBOW HOSE

Item Code	I.D.	Layer	Thickness (mm)	Leg Length (mm)	Item Code	I.D.	Layer	Thickness (mm)	Leg Length (mm)
	mm					mm			
SE5015	50	4	4.5	150*150	SE5125	51	4	4.5	250*250
SE5115	51	4	4.5	150*150	SE5425	54	4	4.5	250*250
SE5515	55	4	4.5	150*150	SE5725	57	4	4.5	250*250
SE5715	57	4	4.5	150*150	SE6025	60	4	4.5	250*250
SE6015	60	4	4.5	150*150	SE6325	63	4	4.5	250*250
SE6315	63	4	4.5	150*150	SE6525	65	4	4.5	250*250
SE6515	65	4	4.5	150*150	SE6825	68	4	4.5	250*250
SE7015	70	4	4.5	150*150	SE7025	70	4	4.5	250*250
SE7515	75	4	4.5	150*150	SE7625	76	4	4.5	250*250
SE7615	76	4	4.5	150*150	SE8025	80	4	4.5	250*250
SE8015	80	4	4.5	150*150	SE8325	83	4	4.5	250*250
SE8515	85	4	4.5	150*150	SE8925	89	4	4.5	250*250
SE9015	90	4	4.5	150*150	SE10225	102	4	4.5	250*250

## 180 DEGREE SILICONE ELBOW HOSE

Item Code	I.D.	Layer	Thickness (mm)	Leg Length (mm)	Item Code	I.D.	Layer	Thickness (mm)	Leg Length (mm)
	mm					mm			
SE1816-15	16	4	4.5	150*150	SE1870-15	70	4	4.5	150*150
SE1819-15	19	4	4.5	150*150	SE1876-15	76	4	4.5	150*150
SE1830-15	30	4	4.5	150*150	SE1816-20	16	4	4.5	200*200
SE1832-15	32	4	4.5	150*150	SE1819-20	19	4	4.5	200*200
SE1835-15	35	4	4.5	150*150	SE1822-20	22	4	4.5	200*200
SE1838-15	38	4	4.5	150*150	SE1825-20	25	4	4.5	200*200
SE1840-15	40	4	4.5	150*150	SE1828-20	28	4	4.5	200*200
SE1848-15	48	4	4.5	150*150	SE1830-20	30	4	4.5	200*200
SE1851-15	51	4	4.5	150*150	SE1832-20	32	4	4.5	200*200
SE1860-15	60	4	4.5	150*150	SE1835-20	35	4	4.5	200*200
SE1863-15	63	4	4.5	150*150	SE1838-20	38	4	4.5	200*200
SE1865-15	65	4	4.5	150*150					



## SILICONE REDUCER HOSE

### Construction:

Inner:100% High quality silicone      Cover:silicone

Reinforcement:4ply Polyester/Aramid fabric

Color:Black/Red/Blue/Green/Yellow

### Application:

Heating and Cooling Systems, CAC Charge-Air-Cooler (Hot & Cold side) , Turbo Charger Systems & Custom Compressor, Intercooler or Intake & Inlet Piping for turbo/Superchargers. etc.

### Characteristic:

- Good electrical insulating performance.
- No smell, no toxic, eco-friendly.
- High temperature resistance,aging,operative temperature:- 40 ° C ~ 220 ° C
- Having physical laziness,Good air permeability
- We offer OEM/ODM, We can 3D design, produce according to your drawings

**Temperature:** -40°C (-104 °F ) to +220°C (+428 °F )



### SILICONE STRAIGHT REDUCER

Item Code	I.D.		Layer	Thickness (mm)	Length	Item Code	I.D.		Layer	Thickness (mm)	Length
	mm	inch					mm	inch			
SR19-16	19-16	3/4"-5/8"	3	4	76mm	SR45-32	45-32	1 3/4"-1 1/4"	4	5	76mm
SR22-19	22-19	7/8"-3/4"	3	4	76mm	SR45-35	45-35	1 3/4"-1 3/8"	4	5	76mm
SR25-16	25-16	1"-5/8"	3	4	76mm	SR45-38	45-38	1 3/4"-1 1/2"	4	5	76mm
SR25-19	25-19	1"-3/4"	3	4	76mm	SR48-29	48-29	1 7/8"-1 1/8"	4	5	76mm
SR25-22	25-22	1"-7/8"	3	4	76mm	SR48-35	48-35	1 7/8"-1 3/8"	4	5	76mm
SR27-24	27-24	1 1/15"-15/16"	3	4	76mm	SR48-38	48-38	1 7/8"-1 1/2"	4	5	76mm
SR28-22	28-22	1 1/8"-7/8"	3	4	76mm	SR48-41	48-41	1 7/8"-1 5/8"	4	5	76mm
SR28-25	28-25	1 1/8"-1"	3	4	76mm	SR48-44	48-44	1 7/8"-1 18/25"	4	5	76mm
SR30-25	30-25	1 3/16"-1"	3	4	76mm	SR49-32	49-32	1 23/25"-1 1/4"	4	5	76mm
SR30-28	30-28	1 3/16"-1 1/8"	3	4	76mm	SR50-41	50-41	1 24/25"-1 5/8"	4	5	76mm
SR32-19	32-19	1 1/4"-3/4"	3	4	76mm	SR51-25	51-25	2"-1"	4	5	76mm
SP32-25	32-25	1 1/4"-1"	3	4	76mm	SR51-29	51-29	2"-1 1/8"	4	5	76mm
SR32-28	32-28	1 1/4"-1 1/8"	3	4	76mm	SR51-32	51-32	2"-1 1/4"	4	5	76mm
SR35-25	35-25	1 3/8"-1"	3	4	76mm	SR51-35	51-35	2"-1 3/8"	4	5	76mm
SR35-28	35-28	1 3/8"-1 1/8"	3	4	76mm	SR51-38	51-38	2"-1 1/2"	4	5	76mm
SR35-32	35-32	1 3/8"-1 1/4"	3	4	76mm	SR51-44	51-44	2"-1 18/25"	4	5	76mm
SR38-19	38-19	1 1/2"-3/4"	3	4	76mm	SR51-48	51-48	2"-1 7/8"	4	5	76mm
SR38-22	38-22	1 1/2"-7/8"	3	4	76mm	SR54-51	54-51	2 1/8"-2"	4	5	76mm
SR38-25	38-25	1 1/2"-1"	3	4	76mm	SR55-50	55-50	2 4/25"-1 24/25"	4	5	76mm
SR38-29	38-29	1 1/2"-1 1/8"	3	4	76mm	SR57-45	57-45	2 1/4"-1 3/4"	4	5	76mm
SR38-32	38-32	1 1/2"-1 1/4"	3	4	76mm	SR57-51	57-51	2 1/4"-2"	4	5	76mm
SR38-35	38-35	1 1/2"-1 3/8"	3	4	76mm	SR60-51	60-51	2 3/8"-2"	4	5	76mm
SR41-25	41-25	1 5/8"-1"	4	5	76mm	SR60-55	60-55	2 3/8"-2 4/25"	4	5	76mm
SR41-29	41-29	1 5/8"-1 1/8"	4	5	76mm	SR62-58	62-58	2 11/25"-2 7/25"	4	5	76mm
SR41-32	41-32	1 5/8"-1 1/4"	4	5	76mm	SR63-51	63-51	2 1/2"-2"	4	5	76mm
SR41-38	41-38	1 5/8"-1 1/2"	4	5	76mm	SR63-54	63-54	2 1/2"-2 1/8"	4	5	76mm
SR44-25	44-25	1 18/25"-1"	4	5	76mm	SR63-57	63-57	2 1/2"-2 1/4"	4	5	76mm
SR44-29	44-29	1 18/25"-1 1/8"	4	5	76mm	SR64-44	64-44	2 13/25"-1 18/25"	4	5	76mm
SR44-41	44-41	1 18/25"-1 5/8"	4	5	76mm	SR64-60	64-60	2 13/25"-2 3/8"	4	5	76mm

## SILICONE REDUCER HOSE

### SILICONE STRAIGHT REDUCER

Item Code	I.D.		Layer	Thickness (mm)	Length	Item Code	I.D.		Layer	Thickness (mm)	Length
	mm	inch					mm	inch			
SR65-60	65-60	2 9/16"-2 3/8"	4	5	76mm	SR89-70	89-70	3 1/2"-2 3/4"	4	5	76mm
SR66-61	66-61	2 3/5"-2 2/5"	4	5	76mm	SR89-76	89-76	3 1/2"-3"	4	5	76mm
SR70-51	70-51	2 3/4"-2"	4	5	76mm	SR89-80	89-80	3 1/2"-3 1/8"	4	5	76mm
SR70-57	70-57	2 3/4"-2 1/4"	4	5	76mm	SR89-83	89-83	3 1/2"-3 1/4"	4	5	76mm
SR70-60	70-60	2 3/4"-2 3/8"	4	5	76mm	SR90-60	90-60	3 11/20"-2 3/8"	4	5	76mm
SR70-63	70-63	2 3/4"-2 1/2"	4	5	76mm	SR90-70	90-70	3 11/20"-2 3/4"	4	5	76mm
SR71-68	71-68	2 4/5"-2 17/25"	4	5	76mm	SR90-80	90-80	3 11/20"-3 1/8"	4	5	76mm
SR76-51	76-51	3"-2"	4	5	76mm	SR92-90	92-90	3 16/25"-3 11/20"	4	5	76mm
SR76-57	76-57	3"-2 1/4"	4	5	76mm	SR95-89	95-89	3 17/25"-3 1/2"	4	5	76mm
SR76-60	76-60	3"-2 3/8"	4	5	76mm	SR98-80	98-80	3 21/25"-3 1/8"	4	5	76mm
SR76-63	76-63	3"-2 1/2"	4	5	76mm	SR100-70	100-70	3 9/10"-2 3/4"	4	5	76mm
SR76-68	76-68	3"-2 17/25"	4	5	76mm	SR100-76	100-76	3 9/10"-3"	4	5	76mm
SR76-70	76-70	3"-2 3/4"	4	5	76mm	SR100-80	100-80	3 9/10"-3 1/8"	4	5	76mm
SR76-73	76-73	3"-2 22/25"	4	5	76mm	SR100-83	100-83	3 9/10"-3 1/4"	4	5	76mm
SR77-70	77-70	3 1/25"-2 3/4"	4	5	76mm	SR100-90	100-90	3 9/10"-3 11/20"	4	5	76mm
SR78-73	78-73	3 2/25"-2 22/25"	4	5	76mm	SR100-94	100-94	3 9/10"-3 7/10"	4	5	76mm
SR80-60	80-60	3 1/8"-2 3/8"	4	5	76mm	SR102-51	102-51	4"-2"	4	5	76mm
SR80-63	80-63	3 1/8"-2 1/2"	4	5	76mm	SR102-76	102-76	4"-3"	4	5	76mm
SR80-65	80-65	3 1/8"-2 9/16"	4	5	76mm	SR102-83	102-83	4"-3 1/4"	4	5	76mm
SR80-70	80-70	3 1/8"-2 3/4"	4	5	76mm	SR110-103	110-103	4 8/25"-4 1/15"	4	5	76mm
SR80-76	80-76	3 1/8"-3"	4	5	76mm	SR114-76	114-76	4 12/25"-3"	4	5	76mm
SR83-63	83-63	3 1/4"-2 1/2"	4	5	76mm	SR114-90	114-90	4 12/25"-3 11/20"	4	5	76mm
SR83-70	83-70	3 1/4"-2 3/4"	4	5	76mm	SR114-102	114-102	4 12/25"-4"	4	5	76mm
SR83-76	83-76	3 1/4"-3"	4	5	76mm	SR114-107	114-107	4 12/25"-4 1/5"	4	5	76mm
SR85-63	85-63	3 7/20"-2 1/2"	4	5	76mm	SR116-106	116-106	4 14/25"-4 4/25"	4	5	76mm
SR85-80	85-80	3 7/20"-3 1/8"	4	5	76mm	SR125-98	125-98	4 23/25"-4 21/25"	4	5	76mm
SR89-51	89-51	3 1/2"-2"	4	5	76mm	SR140-100	140-100	5 13/25"-3 9/10"	4	5	76mm
SR89-57	89-57	3 1/2"-2 1/4"	4	5	76mm	SR150-102	150-102	5 9/10"-4"	4	5	76mm
SR89-64	89-64	3 1/2"-2 13/25"	4	5	76mm						





## SILICONE REDUCER HOSE

### 45/90/135 DEGREE ELBOW REDUCER SILICONE HOSE

Item Code	I.D.		Layer	Thickness (mm)	Length (mm)	Item Code	I.D.		Layer	Thickness (mm)	Length (mm)
	mm	inch					mm	inch			
ER25-16	25-16	1"-5/8"	3	4	150*150	ER76-57	76-57	3"-2 1/4"	4	5	150*150
ER25-19	25-19	1"-3/4"	3	4	150*150	ER/76-60	76-60	3"-2 3/8"	4	5	150*150
ER32-25	32-25	1 1/4"-1"	3	4	150*150	ER76-63	76-63	3"-2 1/2"	4	5	150*150
ER35-25	35-25	1 3/8"-1"	3	4	150*150	ER76-67	76-67	3"-2 16/25"	4	5	150*150
ER35-32	35-32	1 3/8"-1 1/4"	3	4	150*150	ER76-70	76-70	3"-2 3/4"	4	5	150*150
ER38-25	38-25	1 1/2"-1"	3	4	150*150	ER80-60	80-60	3 1/8"-2 3/8"	4	5	150*150
ER38-32	38-32	1 1/2"-1 1/4"	3	4	150*150	ER80-64	80-64	3 1/8"-2 13/25"	4	5	150*150
ER38-35	38-35	1 1/2"-1 3/8"	3	4	150*150	ER80-70	80-70	3 1/8"-2 3/4"	4	5	150*150
ER45-38	45-38	1 3/4"-1 1/2"	4	5	150*150	ER80-76	80-76	3 1/8"-3"	4	5	150*150
ER51-38	51-38	2"-1 1/2"	4	5	150*150	ER83-64	83-64	3 1/4"-2 13/25"	4	5	150*150
ER51-42	51-42	2"-1 16/25"	4	5	150*150	ER89-60	89-60	3 1/2"-2 3/8"	4	5	150*150
ER51-45	51-45	2"-1 19/25"	4	5	150*150	ER89-76	89-76	3 1/2"-3"	4	5	150*150
ER57-51	57-51	2 1/4"-2"	4	5	150*150	ER89-83	89-83	3 1/2"-3 1/4"	4	5	150*150
ER60-51	60-51	2 3/8"-2"	4	5	150*150	ER90-65	90-65	3 11/20"-2 9/16"	4	5	150*150
ER62-48	62-48	2 4/9"- 1 7/8"	4	5	150*150	ER90-70	90-70	3 11/20"-2 3/4"	4	5	150*150
ER63-51	63-51	2 1/2"-2"	4	5	150*150	ER90-76	90-76	3 11/20"-3"	4	5	150*150
ER63-57	63-57	2 1/2"-2 1/4"	4	5	150*150	ER90-80	90-80	3 11/20"-3 1/8"	4	5	150*150
ER64-45	64-45	2 13/25"-1 19/25"	4	5	150*150	ER100-83	100-83	3 9/10"-3 1/4"	4	5	150*150
ER64-51	64-51	2 13/25"-2"	4	5	150*150	ER102-63	102-63	4"-2 1/2"	4	5	150*150
ER65-58	65-58	2 9/16"-2 7/25"	4	5	150*150	ER102-76	102-76	4"-3"	4	5	150*150
ER70-51	70-51	2 3/4"-2"	4	5	150*150	ER102-89	102-89	4"-3 1/2"	4	5	150*150
ER70-57	70-57	2 3/4"-2 1/4"	4	5	150*150	ER114-89	114-89	4 12/25"- 3 1/2"	4	5	150*150
ER70-60	70-60	2 3/4"-2 3/8"	4	5	150*150	ER114-102	114-102	4 12/25"- 4"	4	5	150*150
ER70-63	70-63	2 3/4"-2 1/2"	4	5	150*150	ER127-102	127-102	5"- 4"	4	5	150*150
ER76-51	76-51	3"--2"	4	5	150*150						

## SILICONE HUMP HOSE



**Construction:**

Inner:100% High quality silicone    Cover:silicone  
 Reinforcement:4ply Polyester/Aramid fabric  
 Color:Black/Red/Blue/Green/Yellow

**Application:**

Heating and Cooling Systems, CAC Charge-Air-Cooler (Hot & Cold side) , Turbo Charger Systems & Custom Compressor, Intercooler or Intake & Inlet Piping for turbo/ Superchargers. etc.

**Characteristic:**

- Good electrical insulating performance
- No taste, no toxic, eco-friendly.
- Having physical laziness,Good air permeability
- We offer OEM/ODM, We can 3D design, produce according to your drawings

**Temperature:**

-40°C (-104 °F ) to +220°C (+428 °F )

**SILICONE STRAIGHT REDUCER**

Item Code	I.D		Layer	Wall Thickness	L	Item Code	I.D		Layer	Wall Thickness	L
	mm	inch					mm	inch			
HH025	25.0	1"	3	4	76	HH063	63.0	2 1/2"	4	5	76
HH032	32.0	1 1/4"	3	4	76	HH070	70.0	2 3/4"	4	5	76
HH038	38.0	1 1/2"	3	4	76	HH076	76.0	3"	4	5	76
HH045	45.0	1 3/4"	4	5	76	HH080	80.0	3 1/8"	4	5	76
HH051	51.0	2"	4	5	76	HH083	83.0	3 1/4"	4	5	76
HH054	54.0	2 1/8"	4	5	76	HH089	89.0	3 1/2"	4	5	76
HH057	57.0	2 1/4"	4	5	76	HH095	95.0	3 19/25"	4	5	76
HH060	60.0	2 3/8"	4	5	76	HH102	102.0	4"	4	5	76



## T SHAPE SILICONE HOSE



### Construction:

Inner:100% High quality silicone Cover:silicone

Reinforcement:4ply Polyester/Aramid fabric

Color:Black/Red/Blue/Green/Yellow

### Application:

Heating and Cooling Systems, CAC Charge-Air-Cooler (Hot & Cold side) , Turbo Charger Systems & Custom Compressor, Intercooler or Intake & Inlet Piping for turbo/Superchargers. etc.

### Characteristic:


- Good electrical insulating performance
- No taste, no toxic, eco-friendly.
- Having physical laziness, Good air permeability
- We offer OEM/ODM, We can 3D design, produce according to your drawings

### Temperature:

-40°C (-104 °F ) to +220°C (+428 °F )

Item Code	I.D		Layer	Wall Thickness		L	Item Code	I.D		Layer	Wall Thickness		L
	mm	inch		mm	mm			mm	inch		mm	mm	
T38-16	38x16	1 1/2"x5/8"	4	5	102x50	T60-34	60x34	2 3/8"x1 1/3"	4	5	102x50		
T38-25	38x25	1 1/2"x1"	4	5	102x50	T63-25	63X25	2 1/2"x1"	4	5	102x50		
T45-25	45x25	1 3/4"x1"	4	5	102x50	T63-34	63X34	2 1/2"x1 1/3"	4	5	102x50		
T51-25	51x25	2"x1"	4	5	102x50	T70-25	70x25	2 3/4"x1"	4	5	102x50		
T51-34	51x34	2"x1 1/3"	4	5	102x50	T70-34	70x34	2 3/4"x1 1/3"	4	5	102x50		
T57-34	57x34	2 1/4"x1 1/3"	4	5	102x50	T76-25	76x25	3"x1"	4	5	102x50		
T60-25	60x 25	2 3/8"x1"	4	5	102x50	T76-34	76x34	3"x1 1/3"	4	5	102x50		
T60-34	60x34	2 3/8"x1 1/3"	4	5	102x50	T38-16	38x16	1 1/2"x5/8"	4	5	102x50		
T63-25	63X25	2 1/2"x1"	4	5	102x50	T38-25	38x25	1 1/2"x1"	4	5	102x50		
T63-34	63X34	2 1/2"x1 1/3"	4	5	102x50	T45-25	45x25	1 3/4"x1"	4	5	102x50		
T70-25	70x25	2 3/4"x1"	4	5	102x50	T51-25	51x25	2"x1"	4	5	102x50		
T70-34	70x34	2 3/4"x1 1/3"	4	5	102x50	T51-34	51x34	2"x1 1/3"	4	5	102x50		
T76-25	76x25	3"x1"	4	5	102x50	T57-34	57x34	2 1/4"x1 1/3"	4	5	102x50		
T76-34	76x34	3"x1 1/3"	4	5	102x50	T60-25	60x 25	2 3/8"x1"	4	5	102x50		
T38-16	38x16	1 1/2"x5/8"	4	5	102x50	T60-34	60x34	2 3/8"x1 1/3"	4	5	102x50		
T38-25	38x25	1 1/2"x1"	4	5	102x50	T63-25	63X25	2 1/2"x1"	4	5	102x50		
T45-25	45x25	1 3/4"x1"	4	5	102x50	T63-34	63X34	2 1/2"x1 1/3"	4	5	102x50		
T51-25	51x25	2"x1"	4	5	102x50	T70-25	70x25	2 3/4"x1"	4	5	102x50		
T51-34	51x34	2"x1 1/3"	4	5	102x50	T70-34	70x34	2 3/4"x1 1/3"	4	5	102x50		
T57-34	57x34	2 1/4"x1 1/3"	4	5	102x50	T76-25	76x25	3"x1"	4	5	102x50		
T60-25	60x 25	2 3/8"x1"	4	5	102x50	T76-34	76x34	3"x1 1/3"	4	5	102x50		

## SILICONE CORRUGATED HOSE



**Construction:**

Inner:100% High quality silicone Cover:silicone

Reinforcement:4ply Polyester/Aramid fabric with helix wire

Color:Black/Red/Blue/Green/Yellow

**Application:**

mainly used in mine hydraulic support, oil exploration, suitable to engineer construction, crane transport, forging metallurgy, mining equipment, ships, injection molding machinery agricultural machinery various machine tools.

**Characteristic:**

- 100% Virgin silicone materials

- Provides high pressure resistance and superior impulse resistance.
- Provides superior oil resistance, heat resistance and aging resistance by using special synthetic rubber
- Provides superior bonding in hose internal, soft use and small deformation under pressure
- Provides superior kink resistance and fatigue resistance and longer services life
- Working Pressure:0.3-1.2MPA

**Temperature:**

-40°C (-104 °F ) to +220°C (+428 °F )

Item Code	ID	Layer	Thickness (mm)	Leg Length (mm)	Item Code	ID	Layer	Thickness (mm)	Leg Length (mm)
SCH16	16	4	4.5	300 400 500 550 600 650 700 750 800 850 900 950 1000	SCH45	45	4	4.5	300 400 500 550 600 650 700 750 800 850 900 950 1000
SCH18	18	4	4.5		SCH50	50	4	4.5	
SCH20	20	4	4.5		SCH54	54	4	4.5	
SCH22	22	4	4.5		SCH57	57	4	4.5	
SCH25	25	4	4.5		SCH60	60	4	4.5	
SCH28	28	4	4.5		SCH63	63	4	4.5	
SCH30	30	4	4.5		SCH65	65	4	4.5	
SCH32	32	4	4.5		SCH68	68	4	4.5	
SCH35	35	4	4.5		SCH70	70	4	4.5	
SCH38	38	4	4.5		SCH74	74	4	4.5	
SCH41	41	4	4.5		SCH76	76	4	4.5	
SCH43	43	4	4.5		SCH80	80	4	4.5	



## OEM SILICONE HOSE

No.	O.E.M	MERCEDES-BENZ
1	A0015015082 A0029875443	
No.	O.E.M	MERCEDES-BENZ
3	900271060002	
No.	O.E.M	MERCEDES-BENZ
5	0020945582	
No.	O.E.M	MERCEDES-BENZ
7	A0029975452	

No.	O.E.M	MERCEDES-BENZ
2	900271060002	
No.	O.E.M	MERCEDES-BENZ
4	900271022024	
No.	O.E.M	MERCEDES-BENZ
6	A0249970882	
No.	O.E.M	MERCEDES-BENZ
8	A0020945582 A0020946682	

No.	O.E.M	MERCEDES-BENZ
33	9425010582	
No.	O.E.M	MERCEDES-BENZ
35	A904094782	

No.	O.E.M	MERCEDES-BENZ
34	9415011282	
No.	O.E.M	MERCEDES-BENZ
36	6855287782	

No.	O.E.M	MERCEDES-BENZ
9	A0015013982	
No.	O.E.M	MERCEDES-BENZ
11	0020946682	
No.	O.E.M	MERCEDES-BENZ
13	0005016082	
No.	O.E.M	MERCEDES-BENZ
15	0249970782	

No.	O.E.M	MERCEDES-BENZ
10	A0249970782	
No.	O.E.M	MERCEDES-BENZ
12	0005016182	
No.	O.E.M	MERCEDES-BENZ
14	0029975452	
No.	O.E.M	MERCEDES-BENZ
16	0249970382	

No.	O.E.M	VOLVO
37	466328	
No.	O.E.M	VOLVO
39	470327	
No.	O.E.M	VOLVO
41	1676481 1675491 20463924 20561450	

No.	O.E.M	VOLVO
38	470464	
No.	O.E.M	VOLVO
40	1676199	
No.	O.E.M	VOLVO
42	1676218	

No.	O.E.M	VOLVO
43	1676744 1675097 1675579 20441625	
No.	O.E.M	VOLVO
45	1675098 166024	
No.	O.E.M	VOLVO
47	20589122	

No.	O.E.M	VOLVO
44	20589123	
No.	O.E.M	VOLVO
46	8149800 1665556	
No.	O.E.M	VOLVO
48	3028329	

No.	O.E.M	MERCEDES-BENZ
17	0020946382 0010947982 0020945482	
No.	O.E.M	MERCEDES-BENZ
19	0015018082	
No.	O.E.M	MERCEDES-BENZ
21	0020945582 0020946682 0020945782	
No.	O.E.M	MERCEDES-BENZ
23	0020947682 0020945282	

No.	O.E.M	MERCEDES-BENZ
18	0005010082 0005010182	
No.	O.E.M	MERCEDES-BENZ
20	0005019182	
No.	O.E.M	MERCEDES-BENZ
22	A0020945782	
No.	O.E.M	MERCEDES-BENZ
24	3715018082 3715017982	

No.	O.E.M	SCANIA
1	1525145	
No.	O.E.M	SCANIA
3	1375718 1315195	
No.	O.E.M	SCANIA
5	390581	
No.	O.E.M	SCANIA
7	160264	
No.	O.E.M	SCANIA
9	270142	

No.	O.E.M	SCANIA
2	488368	
No.	O.E.M	SCANIA
4	1358202 1401696 1442579 1522010	
No.	O.E.M	SCANIA
6	1376875	
No.	O.E.M	SCANIA
8	267353	
No.	O.E.M	SCANIA
10	270913	

No.	O.E.M	MERCEDES-BENZ
25	0029976352	
No.	O.E.M	MERCEDES-BENZ
27	0005019082	
No.	O.E.M	MERCEDES-BENZ
29	0020946982	
No.	O.E.M	MERCEDES-BENZ
31	A9040940682	

No.	O.E.M	MERCEDES-BENZ
26	A9040940882	
No.	O.E.M	MERCEDES-BENZ
28	0020946682	
No.	O.E.M	MERCEDES-BENZ
30	A9040940582	
No.	O.E.M	MERCEDES-BENZ
32	0020941882	

No.	O.E.M	SCANIA
11	312646	
No.	O.E.M	SCANIA
13	390581	
No.	O.E.M	SCANIA
15	1496815	

No.	O.E.M	SCANIA
12	375527	
No.	O.E.M	SCANIA
14	1522011	
No.	O.E.M	SCANIA
16	1778326 6578 PHX 120194 D	

## SILICONE HEATER HOSE SAE J20 R3

**Construction:**

Inner:100% High quality silicone

Cover:silicone

Reinforcement: Polyester/Aramid

Braid

Color:Black/Red/Blue/Green/Yellow

**Application:**mainly used in mine hydraulic support, oil exploration, suitable to engineer construction, crane transport, forging metallurgy, mining equipment, ships, injection molding machinery agricultural machinery various machine tools.

**Characteristic:**

- 100% Virgin silicone materials

- Provides high pressure resistance and superior impulse resistance.
- Provides superior oil resistance, heat resistance and aging resistance by using special synthetic rubber
- Provides superior bonding in hose internal, soft use and small deformation under pressure
- Provides superior kink resistance and fatigue resistance and longer services life
- Working Pressure:0.3-1.2MPa

**Temperature:**

-40°C (-104 °F) to +220°C (+428 °F)



Item Code	I.D(mm)	Reinforced Layer	Thickness(mm)	Item Code	I.D(mm)	Reinforced Layer	Thickness(mm)
SHH08	8.0	2	4/5	SHH20	20.0	2	4/5
SHH10	10.0	2	4/5	SHH22	22.0	2	4/5
SHH12	12.0	2	4/5	SHH24	24.0	2	4/5
SHH13	13.0	2	4/5	SHH25	25.0	2	4/5
SHH14	14.0	2	4/5	SHH28	28.0	2	4/5
SHH16	16.0	2	4/5	SHH30	30.0	2	4/5
SHH18	18.0	2	4/5	SHH32	32.0	2	4/5

## CORONA TREATER SILICONE SLEEVE

**Construction :**

Material:100% virgin silicone rubber

Surface:Smooth

Temperature:-60° C- +250° C

**Application :**

working in the air, water or oil medium Apply for all kinds of rollers etc.

**Characteristic:**

High tensile strength, flexibility strong anti-pull and wider revise hardness range with good aging resistant, ozone resistant, heat resistant, insulation property, fuel oil resistance and lube resistance



Item Code	Diameter	Relaxed ID	Wall Thick-ness	Roller Diameter Range	Item Code	Diameter	Relaxed ID	Wall Thick-ness	Roller Diameter Range
	inch	mm	mm	mm		inch	mm	mm	mm
SSL36	1.5"	36	2 or 3	40 to 44	SSL95	4" (thin)	95	2	100 to 105
SSL45	2"	45	2 or 3	50 to 60	SSL105	4.5"	105	2 or 3	110 to 115
SSL52	2.25"	52	2 or 3	57 to 62	SSL110	4.75"	110	3	115 to 120
SSL58	2.5"	58	2	63 to 68	SSL115	5"	115	2.5	120 to 125
SSL68	3"	68	2 or 3	73 to 78	SSL139	6"	139	2.5	144 to 149
SSL80	3.5"	80	2	85 to 90	SSL190	8"	190	2 or 2.6	195 to 200
SSL88	3.75"	88	3	93 to 98	SSL244	10"	244	2.5	249 to 255
SSL93	4" (thick)	93	3	98 to 103					

\*To calculate sleeve length, simply add 10% to the face length of your roller.

## SILICONE VACUUM HOSE

### COMMON GRADE SILICONE VACUUM HOSE

**Construction:**

Material: 100% High quality silicone

Any colors are available

**Characteristic:**

- Material: 100% silicone raw material
- No taste, no toxic, eco-friendly.
- High temperature resistance, aging, operative temperature: - 40 °C ~ 220 °C
- For industrial use car use
- Various colors and sizes are available



### FOOD GRADE SILICONE VACUUM HOSE

**Construction:**

Material: 100% FDA silicone

Any colors are available

FDA, LFGB certified

**Characteristic:**

- 100% Food grade silicone raw material
- No taste, no toxic, eco-friendly.
- High temperature resistance, aging, operative temperature: - 40 °C ~ 220 °C
- For industrial use car use
- Various colors and sizes are available



### MEDICAL GRADE SILICONE VACUUM HOSE

**Construction :**







Medical grade silicone

Any colors are available

**Characteristic:**

- 100% medical grade silicone raw material
- No taste, no toxic, eco-friendly.
- High temperature resistance, aging, operative temperature: - 40 °C ~ 220 °C
- For industrial use car use
- Various colors and sizes are available



Item Code	 I.D	 O.D	 Wall Thickness	Item Code	 I.D	 O.D	 Wall Thickness
	mm	mm	mm		mm	mm	mm
SVH03	3	5	1	SVH7-1	7	9	1
SVH4-1	4	6	1	SVH7-2	7	11	2
SVH4-2	4	8	2	SVH08	8	12	2
SVH5-1	5	5	1.5	SVH09	9	12	1.5
SVH5-2	5	10	2.5	SVH10	10	14	2
SVH6-1	6	8	1	SVH12	12	16	2
SVH6-2	6	9	1.5	SVH14	14	18	2
SVH6-3	6	10	2	SVH25	25	32	3.5

**Note: Thickness Range From 1.0mm-5.0mm Upon Your Request**

## SILICONE BRAIDED HOSE

### COMMON GRADE SILICONE BRAIDED HOSE

**Construction:**

Material: 100% virgin silicone

Any colors are available

**Characteristic:**

- Material: 100% silicone raw material
- No taste, no toxic, eco-friendly.
- High temperature resistance,aging,operative temperature: - 40 ° C ~ 220 ° C
- For food, medicine, electronic, industrial use
- Various colors and sizes are available



### FOOD GRADE SILICONE BRAIDED HOSE

**Construction:**

Material: 100% FDA silicone

Any colors are available

FDA, LFGB certificated

**Characteristic:**

- Material: 100% Food grade silicone raw material
- Pass biocompatibility Cell Toxicity Test, including Cell Toxicity Test, Sensitization Test, Intracutaneous Reactivity Test, Hemolysis Test and Acute Systemic Toxicity Test.
- Pass biocompatibility Cell Toxicity Test, including Cell Toxicity Test, Sensitization Test, Intracutaneous Reactivity Test, Hemolysis Test and Acute Systemic Toxicity Test.
- Various colors and sizes are available

**Temperature:** -40°C (-104 °F ) to +220°C (+428 °F )



### MEDICAL GRADE SILICONE BRAIDED HOSE

**Construction:**





Material: 100% medical grade silicone

Any colors are available

**Characteristic:**

- Material: 100% medical grade silicone raw material
- No taste, no toxic, eco-friendly.
- High temperature resistance,aging,operative temperature: - 40°C ~ 220°C
- For food, medicine, electronic, industrial use
- Various colors and sizes are available



Item Code				
	I.D	O.D	Wall Thickness	L
	mm	mm	mm	m
SBH06	6	13	3.5	100
SBH08	8	15	3.5	100
SBH10	10	17	3.5	100
SBH13	13	21	4.0	100
SBH16	16	24	4.0	100
SBH19	19	27	4.0	100
SBH25	25	35	5.0	100
SBH32	32	42	5.0	100



## SILICONE STEEL WIRE HOSE

### COMMON GRADE SILICONE STEEL WIRE HOSE

**Construction:**

Material: 100% silicone raw material  
Any colors and sizes are available

**Characteristic:**

- Material: 100% silicone raw material
- No taste, no toxic, eco-friendly.
- High temperature resistance,aging,operative temperature: - 40 °C ~ 220 °C
- For food, medicine, electronic, industrial use
- Various colors and sizes are available



### FOOD GRADE SILICONE STEEL WIRE HOSE

**Construction:**

the same as Common Grade Silicone Steel Wire Hose

**Characteristic:**

- Meet FDA Requirements:the food grade silicone materials, and the food grade 304 stainless steel
- Resistance high pressure and vacuum : made from the polyester fabric four and the steel wire,it is resistand high pressure and vacuum
- Uperization and Autoclaving:can meet temperature:-40 ° C ~ 220 ° C,and uperization and autoclaving,can be CIP SIP
- Sanitary Coupling:made from 316L stainless,with the standar SZR,one time press molding



### MEDICAL GRADE SILICONE STEEL WIRE HOSE

**Construction:**

the same as Common Grade Silicone Steel Wire Hose

**Characteristic:**

- Meet Medical Requirements:the medical grade silicone materials, and the medical grade 304 stainless steel
- Resistance high pressure and vacuum : made from the polyester fabric four and the steel wire,it is resistand high pressure and vacuum
- Uperization and Autoclaving:can meet temperature:-40 ° C ~ 220 ° C,and uperization and autoclaving,can be CIP SIP
- Sanitary Coupling:made from 316L stainless,with the standar SZR,one time press molding



Item Code	I.D		Wall Thickness	R	W.P		B.P
	mm	inch	mm	mm	bar	psi	bar
SIW010	10	3/8"	5.5	34	11	159	33
SIW013	13	1/2"	5.5	39	9.9	144	30
SIW016	16	5/8"	5.5	45	9.1	132	27
SIW019	19	3/4"	5.5	54	8.3	120	25
SIW025	25	1"	5.5	68	7.4	107	22
SIW032	32	1-1/4"	5.5	94	6.4	93	20
SIW038	38	1-1/2"	5.5	112	5.7	83	17
SIW051	51	2"	5.5	144	4.6	67	14
SIW057	57	2-1/4"	5.5	165	4.3	63	13
SIW063	63	1-1/2"	5.5	181	3.8	55	11
SIW076	76	3"	5.5	232	3	44	9
SIW089	89	3-1/4"	5.5	258	2.7	39	8
SIW102	102	4"	5.5	367	1.9	27	5

## PP SPIRAL GUARD

**Construction:**

Material:PP (Polypropylene)

**Application:**

The use of spiral hose guard is an economical and convenient method of protecting and extending the life of hydraulic and pneumatic hoses, cables, wires and rope from premature wear.Spiral hose guard will withstand the extremes of climate and operating conditions.Spiral Guard Wrap protects against abrasion, cuts, crushing, UV and various hazards.

**Characteristic:**

- Resistant to acids, oils and solvents
- UV resistance,abrasion resistant
- Protect hose increases usable life of hose Recyclable
- Flame retardant available

**Temperature:** -50°C (-122 °F ) to +80°C (+176 °F )



**Heavy Duty**

Item Code	O.D	I.D	Thickness	Standard Length		Carton size	Applied for hose O.D
	mm	mm		mm	mm		ft
SHG12H	12	9	1.5	61m	200ft	35*35*30	10-13
SHG16H	16	13	1.5	61m	200ft	35*35*30	14-17
SHG20H	20	16	2	61m	200ft	45*45*30	17-21
SHG25H	25	20.6	2.2	61m	200ft	45*45*30	22-27
SHG32H	32	27	2.5	61m	200ft	55*55*36	28-35
SHG40H	40	34.4	2.8	61m	200ft	60*60*42	36-45
SHG50H	50	43.6	3.2	30.5m	100ft	70*70*35	46-56
SHG63H	63	56	3.5	30.5m	100ft	70*70*70	57-67
SHG75H	75	66	4.5	22.5m	75ft	70*70*70	68-81
SHG90H	90	81	4.5	15m	50ft	70*70*48	82-100
SHG110H	110	100	5	15m	50ft	70*70*70	101-114
SHG125H	125	114	5.5	12m	40ft	70*70*70	115-127
SHG140H	140	127	6.5	12m	40ft	70*70*70	127-145

**Standard Duty**

Item Code	O.D	I.D	Thickness	Standard Length		Carton size	Applied for hose O.D
	mm	mm		mm	mm		ft
SHG12S	12	9.6	1.2	61m	200ft	35*35*30	10-13
SHG16S	16	13.6	1.2	61m	200ft	35*35*30	14-17
SHG20S	20	17	1.5	61m	200ft	45*45*30	17-21
SHG25S	25	21	2	61m	200ft	45*45*30	22-27
SHG32S	32	28	2	61m	200ft	55*55*36	28-35
SHG40S	40	35	2.5	61m	200ft	60*60*42	36-45
SHG50S	50	44	3	30.5m	100ft	70*70*35	46-56
SHG63S	63	57	3	30.5m	100ft	70*70*70	57-67
SHG75S	75	68	3.5	22.5m	75ft	70*70*70	68-81
SHG90S	90	82	4	15m	50ft	70*70*48	82-100
SHG110S	110	101	4.5	15m	50ft	70*70*70	101-114
SHG125S	125	116	4.5	12m	40ft	70*70*70	115-127
SHG140S	140	130	5	12m	40ft	70*70*70	127-145

## SILICONE FIRE SLEEVE



**Construction:**

The oil line protection sleeve rust red silicone rubber coated fiberglass sleeving is braided with high purity thickened non-alkali fiberglass and then coated by silicone resin.







**Application:**

Main application to the steel smelting, non-ferrous metal smelting, power plant, shipyard etc the high temperature areas that need to be protective of cable, hose and pipes.

**Characteristic:**

- This casing pipe is made with glass fiber and covered with thick iron oxide red silica gel.
- Fire resistant , flame retardant, heat insulation, insulation, anti-aging.
- Protect hoses and lines from molten metals, slag, welding splatter, electrical or grinding sparks and contamination.

**Temperature:** 260~300°C (outside) 500~600°C (inner)

Item Code				Item Code			
	I.D	Wall Thickness	L		I.D	Wall Thickness	L
	mm	mm	m		mm	mm	m
IF-5	5.5	1.6	15	IF-45	45.5	3.4	15
IF-6	6.5	1.6	15	IF-50	51	3.6	15
IF-8	8.5	1.8	15	IF-55	56	3.7	15
IF-10	10.5	2.0	15	IF-60	61	3.8	15
IF-12	12.5	2.0	15	IF-65	66	3.8	15
IF-15	15.5	2.1	15	IF-70	71	4.0	15
IF-20	20.5	2.4	15	IF-75	76	4.1	15
IF-25	25.5	2.6	15	IF-80	81	4.3	15
IF-30	30.5	2.9	15	IF-85	86	4.3	15
IF-35	35.5	3.1	15	IF-90	91	4.5	15
IF-40	40.5	3.4	15	IF-100	101	5.0	15



Silicone fiber glass hose fire sleeves



Firesleeve with Velcro closure



## NYLON FABRIC HOSE GUARD

**Construction:** high tenacity multi-filament nylon

**Application:**

Nylon protective sleeve is mainly used for wear resistance and explosion proof mechanical equipment hydraulic hose, oil rubber hose, the trachea and other pipe fitting, especially suitable for working under the severe environment.

**Characteristic:**

- The tight woven construction can provide excellent abrasion resistance and high degree of burst resistance.
- Flame retardant, UV resistant, Anti chemicals and solvents, Light weight and Flexible.
- Protect hoses and lines from molten metals, slag, welding splatter, electrical or grinding sparks and contamination.

**Temperature:** -50°C ( -122 °F ) to +190°C (+375 °F )



Item Code	Flat Width	I.D	Wall Thickness	Length	Item Code	Flat Width	I.D	Wall Thickness	Length
	mm	mm	mm	m		mm	mm	mm	m
HTSN-020	20	12	1	50meters/ Roll	HTSN-070	70	44	1	50meters/ Roll
HTSN-025	25	15	1		HTSN-080	80	50	1	
HTSN-030	30	17	1		HTSN-090	90	56	1	
HTSN-035	35	20	1		HTSN-100	100	62	1	
HTSN-040	40	23	1		HTSN-115	115	72	1	
HTSN-045	45	26	1		HTSN-145	145	90	1	
HTSN-050	50	31	1		HTSN-176	176	110	1	
HTSN-060	60	37	1						



## SPRING GUARD


**Construction:**

Material Carbon steel

**Characteristic:**

- Easy to install
- Excellent performance
- Shear strength
- Corrosion resistant
- High strength

Model	Diameter, mm	Model	Diameter, mm
SG001	Φ6	SG006	Φ19
SG002	Φ8	SG007	Φ25
SG003	Φ10	SG008	Φ32
SG004	Φ13	SG009	Φ38
SG005	Φ16		



## RUBBER SHEET



**INDUSTRIAL RUBBER SHEET**  
SBR/CR/NBR /EPDM  
RUBBER SHEET



**FLUORINE RUBBER SHEET**



**ANTI-STATIC RUBBER SHEET**



**ROUND STUD RUBBER SHEET**



**DIAMOND ANTI-SLIP  
RUBBER SHEET**



**CHECKER MAT**



**ANIMAL RUBBER MAT**



**FINE RIBBED RUBBER SHEET**



**WIDE RIBBED  
RUBBER SHEET**



**ACID&ALKALI  
RUBBER SHEET**



**RUBBER FOAM SHEET**




**ANTI-FATIGUE FLOOR MAT**



**INDUSTRIAL GRADE  
SILICONE RUBBER SHEET**



**FOOD GRADE  
SILICONE RUBBER SHEET**



**SILICONE RUBBERSHEET  
FOR SOLAR LAMINATOR**  
Maximum Width 3600mm



**SILICONE RUBBER CUSHION  
FOR HOT PRESS**

## CAMLOCK QUICK COUPLING

MATERIAL:ALUMIUM/STAINLESS STEEL/BRASS/PP/NYLON

Type A:Male Adapter X Female

SIZE
1/2"
3/4"
1"
1-1/4"
1-1/2"
2"
2-1/2"
3"
4"
5"
6"
8"



MATERIAL:ALUMIUM/STAINLESS STEEL/BRASS/PP/NYLON

Type B:Female Coupler X Male

SIZE
1/2"
3/4"
1"
1-1/4"
1-1/2"
2"
2-1/2"
3"
4"
5"
6"
8"



MATERIAL:ALUMIUM/STAINLESS STEEL/BRASS/PP/NYLON

Type C:Female Coupler X Hose Shank

SIZE
1/2"
3/4"
1"
1-1/4"
1-1/2"
2"
2-1/2"
3"
4"
5"
6"
8"



MATERIAL:ALUMIUM/STAINLESS STEEL/BRASS/PP/NYLON

Type D:Female Coupler X Female

SIZE
1/2"
3/4"
1"
1-1/4"
1-1/2"
2"
2-1/2"
3"
4"
5"
6"
8"



MATERIAL:ALUMIUM/STAINLESS STEEL/BRASS/PP/NYLON

Type E:Male Coupler X Hose Shank

SIZE
1/2"
3/4"
1"
1-1/4"
1-1/2"
2"
2-1/2"
3"
4"
5"
6"
8"



MATERIAL:ALUMIUM/STAINLESS STEEL/BRASS/PP/NYLON

Type F:Male Adapter X Male

SIZE
1/2"
3/4"
1"
1-1/4"
1-1/2"
2"
2-1/2"
3"
4"
5"
6"
8"



MATERIAL:ALUMIUM/STAINLESS STEEL/BRASS/PP/NYLON

Type DC:Dust Cap

SIZE
1/2"
3/4"
1"
1-1/4"
1-1/2"
2"
2-1/2"
3"
4"
5"
6"
8"



MATERIAL:ALUMIUM/STAINLESS STEEL/BRASS/PP/NYLON

Type DP:Dust Plug

SIZE
1/2"
3/4"
1"
1-1/4"
1-1/2"
2"
2-1/2"
3"
4"
5"
6"
8"



## AIR HOSE COUPLING

### European Type



Hose End without Collar

Size
3/8"
1/2"
3/4"
1"



Hose End With Collar

Size
3/8"
1/2"
3/4"
1"



Male End

Size
3/8"
1/2"
3/4"
1"



Female End

Size
3/8"
1/2"
3/4"
1"

### American Type



Hose End

Size
3/8"
1/2"
3/4"
1"



Female End

Size
3/8"
1/2"
3/4"
1"



Male End

Size
3/8"
1/2"
3/4"
1"



Four Lug

Size
1-1/4"
1-1/2"
2"

## STORZ/BAUER COUPLINGS



Bauer Coupling

Size
2"
3"
4"
6"
8"
10"
12"



Pin Lug Coupling

Size
1"
1-1/4"
1-1/2"
2"
2-1/2"
3"
4"



Japanese Hose Coupling

Size
25
32
40
50
65
80
100



Gost couplings

Size
DN 50
DN 65
DN 80
DN 100
DN 125



STORZ

1"
1-1/2"
2"
2-1/2"
3"
4"
5"
6"



Female

1"
1-1/2"
2"
2-1/2"
3"
4"
5"
6"



Male

1"
1-1/2"
2"
2-1/2"
3"
4"
5"
6"



Blank Cap With Chain

1"
1-1/2"
2"
2-1/2"
3"
4"
5"
6"



## SANDBLAST COUPLINGS



Aluminum Two Lug Hose Coupling

Size
3/4"
1"
1-1/4"
1-1/2"



Aluminum Two Lug Female Threaded Coupling

Size
1-1/4"
1-1/2"



Aluminum Nozzle Holder

Size
1"
1-1/4"
1-1/2"
2"
2-1/2"
3"
4"
6"
8"



Nylon Two Lug Hose Coupling

Size
3/4"
1"
1-1/4"
1-1/2"



Nozzle Holder

Size
3/4"
1"
1-1/4"
1-1/2"



Nylon Lug Female Threaded Coupling

Size
3/4"
1"
1-1/4"
1-1/2"

## GROUND JOINT COUPLING



Hose stem with wing nut & female spud

Size
1/2"
3/4"
1"
1-1/4"
1-1/2"
2"
2-1/2"
3"
4"



Male Pipe Stem Only

Size
1/2"
3/4"
1"
1-1/4"
1-1/2"
2"
2-1/2"
3"
4"

## STRAINER/KC NIPPLE/HOSE MENDER



Brass one-way check valve

size
DN15
DN20
DN25
DN32
DN40
DN50



Foot Valve

SIZE
1-1/2"
2"
2-1/2"
3"
4"
6"
8"



Stranier

Size
1"
1-1/4"
1-1/2"
2"
2-1/2"
3"
4"
6"
8"



Tin Strainer

Size
1"
1-1/4"
1-1/2"
2"
2-1/2"
3"
4"
6"
8"



King Combination Nipple

Size	
1/2"	3"
3/4"	4"
1"	5"
1-1/4"	6"
1-1/2"	8"
2"	10"
2-1/2"	12"



Hose Menders

Size	
1/2"	3"
3/4"	4"
1"	5"
1-1/4"	6"
1-1/2"	8"
2"	10"
2-1/2"	12"



Crimping combination nipple

size
2'
3"
4"
5"
6"
8"



Ferrule

size
1"
1-1/4"
1-1/2"
2"
2-1/2"
3"
4"
6"
8"

## COUPLINGS

### Whip check

Hose Safety Cable (hose to hose)



size	hose id	Length
1/8"	1/4"-1-1/4"	20-1/4"
3/16"	1/2"-2"	3/16"*28
1/4"	1-1/2"-3"	38"
3/8"	4"	44"

### Whip check

Hose Safety Cable(hose to tool)



size	hose id	Length
1/8"	1/4"-1-1/4"	20-1/4"
3/16"	1/2"-2"	3/16"*28
1/4"	1-1/2"-3"	38"
3/8"	4"	44"

### Aluminum Flange Safety Hose Pipe Clamp



Product Name	Aluminum Flange Safety Hose Pipe Clamp	
Model	OD	Size
DN50	72	2"
DN75	98	3"
DN100	125	4"
DN125	152	5"
DN150	177	6"
DN200	230	8"
DN250	282	10"
DN300	336	12"
DN350	386	14"
DN400	436	16"

### DIN2817 Safety Hose Clamp



Size
1/2"
3/4"
1"
1-1/4"
1-1/2"
2"
2-1/2"
3"
4"

### BRASS BALL VALVE

size
1/4"
3/8"
1/2"
3/4"
1"
1-1/4"
1-1/2"
2"
3"
4"

### Flanged DIN PN40 Direct Mount Ball Valve



size	PN
1/2"	
3/4"	
1"	
1 1/4"	
1 1/2"	10.0
2	16.0
2 1/2"	25.0
3"	40.0
4"	
5"	
6"	
8"	

### American Standard ANSI B16.5 class 150/300 Flanges



SLIP ON



Weleing Neck



Socket-Weld Flanges

## COUPLINGS



Interlock Clamps



GEKA Air Hose Coupling



Camlock Flange



Guillemin Couplings



3-Way



Plug



DIN28450 Tankwagen Couplings

## COUPLINGS

Couplings



Sanitary Stainless Steel Welding Union Coupling



## Hydraulic Hose fittings

### Ferrules



00110



00210



00400



00621



01400



03310



FERRULES

### Metric hose fittings



10411



10611



10612



20211



20411



20441



20641



20791



20511



20591



18611



28611



20511C



20591C

### British hose fittings



12611-RW



22211



22611



22691



22141



22192



22241

### American hose fittings



14211



15611-RW



16011



16711



21611



24291



26711D



26711D-RW



26711-RW



26791



26791-K



26791-RW



27811-PO



27841

## Hydraulic Hose fittings

### American hose fittings



27891

87311

87391

87643

87693

16712

21612

### Reusable hose fittings



15618-RW  
(NPT MALE)

22618D-RW

26798D-RW

27818D-RW  
(SAE Female 90D cone seat SAE J513)

15618-RW

27818D-RW

26718D-RW

### Jis fittings



88111

88141

88191

29641

28691

28611

18611

### Adappter



1C

1CT9

1E9

2B9

4T

4B-WD

9E

### Hydraulic Quick Coupler



## HOSE CLAMP

### European type hose clamp

SIZE,MM	W1	W2/W4	Screw	SIZE,MM	W1	W2/W4	Screw
	thickness*	band width			thickness*	band width	
17-19	0.6*1.8	0.6*1.8	M5	86-91	1.5*24	0.8*24	M8
20-22				92-97			
23-25				98-103			
26-28				104-112			
29-31	0.8*20	0.6*20	M6	113-121	1.7*26	1.0*26	M10
32-35				122-130			
36-39				131-139			
40-43				140-148			
44-47	1.2*22	0.6*22	M6	149-161	1.7*26	1.0*26	M10
48-51				162-174			
52-55				175-187			
56-59				188-200			
60-63	1.5*24	0.8*24	M8	201-213	1.7*26	1.0*26	M10
64-67				214-226			
68-73				227-239			
74-79	1.5*24	0.8*24	M8	240-252	1.7*26	1.0*26	M10
80-85							



### American type hose clamp

SIZE,mm	Band width,mm	SIZE,mm	Band width,mm
6-10	8	33-57	12.7
8-12		40-63	
10-16		46-70	
12-20		52-78	
16-25		59-82	
14-27		65-89	
18-32	12.7	72-95	12.7
10-20		78-101	
10-22		84-108	
11-25		91-114	
14-27		105-127	
18-32		118-140	
21-38		130-152	
21-44		143-165	
27-51	155-178		





## HOSE CLAMP


### Double-bolt clamp

SIZE	Clamp Range		SIZE	Clamp Range	
	(min)	(max)		(min)	(max)
SL-22	20	22	SL-525	103	125
SL-29	22	29	SL-550	114	128
SL-34	28	34	SL-600	130	144
SL-40	32	40	SL-675	151	165
SL-49	39	49	SL-769	165	192
SL-60	48	60	SL-818	192	208
SL-76	60	76	SL-875	208	225
SL-94	76	94	SL-988	225	239
SL-115	94	115	SL-1125	252	289
SL-400	88	96	SL-1275	300	330
SL-463	96	103			



### Double-wire Hose Clamp

SIZE	Screw Length	SIZE	Screw Length
4-6	M4X20	51-55	M6X50
6-9	M4X20	55-60	M4X20
9-12	M4X20	60-65	M4X20
12-15	M4X20	65-70	M4X20
15-18	M4X20	71-80	M4X20
18-21	M4X20	81-90	M4X20
21-24	M6X35	91-100	M4X20
24-27	M6X35	101-110	M6X35
27-32	M6X50	111-120	M6X35
31-36	M6X50	121-130	M6X50
36-40	M6X50	131-140	M6X50
41-45	M6X50	141-150	M6X50
46-51	M6X50	151-160	M6X50



### Germany Type hose clamp

SIZE,mm	Band width,mm	SIZE,mm	Band width,mm
8-12	9/12	100-120	9/12
10-16		110-130	
12-20		120-140	
16-25		130-150	
20-32		140-160	
25-40		150-170	
32-50		160-180	
40-60		170-190	
50-70		180-200	
60-80		190-210	
70-90		200-220	
80-100		210-230	
90-110		230-250	



## CRIMPING MACHINE

### Hydraulic Hose Crimping Machine YM-150

Lock (buckling) range	Φ6-Φ150mm
The amount of die	17 sets of
crimping accuracy	0.01mm
Displacement	10L
The system pressure	31.5Mpa
Power	4Kw/5.5Kw
Voltage	380V
Buckling pressure	3000T
Press Quantity	100pcs/hour
Size	1000X600X1120mm
Weight	800Kg



### Hydraulic Hose Crimping Machine YM-51C

Lock (buckling) range	Φ6-Φ51mm
The amount of die	10 sets of
crimping accuracy	0.01mm
Displacement	10L
The system pressure	31.5Mpa
Power	4Km
Voltage	380V
Buckling pressure	640T
Press Quantity	400pcs/hour
Size	800X640X1300mm
Weight	300Kg



### Hydraulic Hose Crimping Machine YM-102

Lock (buckling) range	Φ6-Φ102mm
The amount of die	14 sets of
crimping accuracy	0.01mm
Displacement	10L
The system pressure	31.5Mpa
Power	4Km
Voltage	380V
Buckling pressure	2100T
Press Quantity	200pcs/hour
Size	1000X600X1050mm
Weight	500Kg



## CRIMPING MACHINE

### Hydraulic Hose Crimping Machine PS51

Crimping range	1/8"-2"
Voltage&motor	380V/4kW
Opening without dies	Ø80mm
Opening	≥ 20mm
Weight	1110 Kg
No.of die set	10sets
Systematic pressure	30Mpa
Volume	810*665*1600(mm)



### Hydraulic Hose Crimping Machine PM16

Crimping range	1/8"-1" 2SN
Opening without dies	Ø53mm
Opening	≥ 18mm
No.of die set	7sets
Systematic pressure	35Mpa
Weight	26.5Kg
Volume	305*370*270(mm)



### Hydraulic Hose Crimping Machine PR51-6

Crimping range	1/8"-2" 4SP
Voltage&motor	380V/3kW
Opening without dies	Ø122mm
Opening	≥ 28mm
No.of die die set	10sets
Systematic pressure	30Mpa
Volume	720*530*730(mm)



## CRIMPING MACHINE

### Hydraulic Hose Crimping Machine YM-M51

Lock (buckling) range	Φ6-Φ51mm
Operating mode	Hand pressure
The amount of die	10 sets of
crimping frequency	70/root
Size	980X600X510mm
Weight	200Kg
Systematic pressure	30Mpa



### Hose Crimping Machine PT51A

Crimper range	1/8"-2" 4SP
Voltage&motor	380V/4kW
Opening without dies	Φ155mm
Opening	≥60mm
Weight	570kg
No.of die set	10sets
Systematic pressure	30Mpa
Volume	790*580*950(mm)



### Hydraulic Hose Cutting Machine CM-32

Working range	1/8"-2" 4SP
Voltage&motor	380V/3kW
Cutting blade	Φ350mm
Range	125mm
Speed	2900r/min
Noise level	≤75dB
Weight	163Kg
Volume	700*700*600(mm)



## CRIMPING MACHINE

### Hose Cutting Machine YM-C51

cutting range	Φ6-Φ51mm
Operating mode	Manual
Power	3Kw (220V-380V)
Size	850*600*980 mm
Weight	120Kg
Weight	200Kg
Systematic pressure	30Mpa



### Hose Skiving Machine SM32F

Crimping range	1/8"-2" 4SP
Voltage&motor	380V/0.75kW
Max O.D.crimp	Φ80mm
No.of spindle	10sets
Speed	284r/min
Weight Noise Level	64Kg ≤ 65dB
Weight	64Kg
Volume	580*570*1120(mm)



### Hose Test Benches TM160

Working range	150bar-1300bar
Rates air pressure	0.8Mpa
Maximum pumping capacity	200L/min
Effective volume	30L
Fluid media	emulsion
Weight	185Kg
Volume	2000*800*1200(mm)





Hydraulic  
Power  
Panama

# CONTÁCTENOS

**(507) 833 7689**

Contact@hydrapowerpa.com

ClL ricardo arias Ed torre advanced p1

**www.hydrapowerpa.com**



Hydraulic  
Power  
Panama